

# Twenty Twenty Two



Contents

01

PAGE 04  
President’s Report

02

PAGE 06  
CEO Report

03

PAGE 08  
A Message from  
Sport Australia

04

PAGE 10  
Sailing 2032:  
Strategic Plan

05

PAGE 12  
Support

|                                |    |
|--------------------------------|----|
| List of Affiliated Clubs       | 12 |
| Discover Sailing Centres       | 18 |
| Safety & Sea Survival Centres  | 20 |
| Affiliated Class Associations  | 22 |
| Club Survey results            | 24 |
| Club Conferences               | 26 |
| Online Services                | 28 |
| Membership                     | 29 |
| Safety, Rules & Representation | 30 |
| Ratings Report                 | 32 |

06

PAGE 34  
Grow

|                            |    |
|----------------------------|----|
| Programs & Participation   | 34 |
| Workforce Development      | 36 |
| Club Participation Program | 38 |

07

PAGE 40  
Win

|                                 |    |
|---------------------------------|----|
| High Performance                | 40 |
| Australian Sailing Team Patrons | 44 |
| Barranjoey Pin                  | 46 |

08

PAGE 56  
Awards

09

PAGE 59  
Financial Report

|                                       |    |
|---------------------------------------|----|
| Directors’ Report                     | 60 |
| Auditor’s Independence<br>Declaration | 69 |
| Financial Statements & Notes          | 70 |
| Directors’ Declaration                | 91 |
| Independent Auditor’s Report          | 92 |

10

PAGE 95  
Staff Listing



President's Report

This marks my final report as President of Australian Sailing, a position I commenced three years' ago after joining the Board as a Director in 2014.

In that time Australian Sailing has made material advance in the core areas of strategy, people, culture and process.



As a sport we have come a long way, most notably with the delivery of our One Sailing governance model which has set us up as a leader in the sports governance space in Australia.

Participation

Clubs and club members remain at the core of everything we do at Australian Sailing. The changes we have made are all with our clubs at the forefront, as we work together to drive participation and growth in sailing. I am proud of the working relationships we have forged not just with our Affiliated Clubs, but also the MYAs, Regional Advisory Committees, State and Federal Governments and World Sailing for the betterment of our sport.

The culmination of much of this work can be seen in "SAILING 2032", our 10-year strategic plan delivered earlier this year. SAILING 2032 has

a strong strategic focus on growing participation, club membership, and retaining youth sailors as lifelong members of clubs.

Our High Performance strategy sets a foundation as we prepare for Brisbane 2032 with a deliberate focus on how AS and our key partners coordinates and manages the progression of athletes through the Olympic pathway journey.

To best deliver on our new strategy, Australian Sailing undertook a significant restructure aligning roles with the strategic pillars of Grow, Support and Win. It required some difficult decisions along the way, but we are now best structured to deliver our strategic goals. For the first time, we now have a dedicated grow team reporting to the CEO whose role is to develop programs to attract and retain club sailors of all ages, skills, and forms of sailing.

Our new strategy brought an increased focus on organisation culture. We established the Culture Crew late last year, with the goal of making Australian Sailing a great place to work. Our Senior Leadership Team has progressed as a cohesive unit, with a strong club and stakeholder mindset.

With the new structure has come a strong operating rhythm regarding accountability for operating plans and employee KPIs. We are well placed to report in and out to our stakeholders as we progress on our agreed goals.

High Performance

Australian athletes continue to produce strong performances at the Olympic level, with Matt Wearn OAM (Laser) and Mat Belcher and Will Ryan (Men's 470) winning Gold at last year's Tokyo Games. These results were the culmination of years and years of hard work by the athletes, coaches, staff and families behind them. The community joins me in congratulating Tokyo Director Iain Murray, Technical Director Michael Blackburn, and Victor "the medal maker" Kovalenko for not just the outstanding result in Tokyo but also their composure and leadership through great uncertainty in the 18 months prior to the games. Australian Sailing will continue to make bold decisions in the High

Performance space that we believe will benefit youth sailing through our Performance Pathway Program as we now aim at delivering success at Los Angeles 2028 and Brisbane 2032.

I would like to thank the work done by CEO Ben Houston and his staff around the country, as they have worked tirelessly to deliver on our new strategic priorities designed to help support and grow our Affiliated Clubs.

I would like to acknowledge the collaboration of our State MYA's, Regional Advisory Boards, and Class associations Board's and President's around Australia who have come with us and trusted us as we have embarked on these substantive strategic, structural, people, and operational reforms. I would also like to recognise the contribution of the Australia Defence Force, in particular Wing Commander Sean Ahern, President of the ADF Sailing, and ADF Sailing Patron Air Marshal Mel Hupfeld for their support.

My time as President was not without its challenges, notably the past three years coinciding with the global COVID-19 pandemic. I reflect with pride on the resilience and sense of community sailing clubs around Australia showed throughout this time.

I would like to sincerely thank all members of our Australian Sailing Team Patrons Program, headed by Coordinator Robert Salteri. The Patrons generously give each year to ensure our athletes are best prepared to perform at the highest level.

Finally, I would like to thank all of Directors (past and present) that I have worked with in my time on the Board of Australian Sailing. Particularly VP Alistair Murray who has been an incredible wingman and friend over the last 3 years. It has been an honour to serve our sport alongside you, and the work delivered over the past eight years will have positive and far-reaching implications for decades to come.

Daniel Belcher

President

Australian Sailing



# CEO Report

The entire sailing community should be very proud of the way that it has worked together to emerge from the impact of the COVID-19 pandemic with a strong focus on the future and a roadmap to support Clubs, Class Associations and sailors.



Announced this year, our new strategy SAILING 2032, creates the platform to deliver the Foundation Projects and Strategic Projects under the three pillars of Support, Grow and Win to achieve Australian Sailing’s goals.

As part of delivering on the strategy we have already launched our landmark Club Participation Program, as well as our Performance Pathway Program. The Club Participation Program gives Clubs and Class Associations a valuable resource to deliver member-focused coaching programs. This is part of our strategy to create life-long sailors who will play an important role in membership growth and retention in Clubs. Coupled with our Performance Pathway Program we are creating a ‘virtuous circle’ of participation, pathway and performance outcomes, in order to deliver success at every level of sailing in Australia.

This year, I have been very proud of the significant growth in SheSails,

our female participation initiative, as we focus on supporting and growing the number of female sailors and club members. There are now over 120 clubs from around the country involved in the program.

We have welcomed Iain Brambell OLY as the new High-Performance Director of the Australian Sailing Team. Iain is leading the Australian Sailing Team on their path to Paris and beyond and is responsible for the delivery of our High-Performance Strategic Plan, which includes developing the pathway for the next generation of champions to ensure sustainable and repeatable Olympic sailing success.

Olympic champions Mat Belcher and Will Ryan along with Nacra 17 crew Lisa Darmanin created history at the 2021 Australian Sailing Awards, taking out the Male Sailor of the Year and Female Sailor of the Year awards for the fifth and fourth times respectively. The Ocean Racing Club of Victoria took out the prestigious

Club of the Year Award, and I would like to congratulate all the winners on their achievements.

I would like to congratulate the members of the sailing community who received Order of Australia awards for their contribution to the sport this year. These include Martin Hill AM (Middle Harbour Yacht Club & Royal Sydney Yacht Squadron), Kevin Owens AM (Fremantle Sailing Club & South of Perth Yacht Club), William Ryan OAM (Cruising Yacht Club of Australia, Newcastle Cruising Yacht Club, Royal Queensland Yacht Squadron & Royal Sydney Yacht Squadron), Matthew Wearn OAM (Fremantle Sailing Club & Royal Perth Yacht Club), John Winning OAM (Lane Cove 12ft Sailing Skiff Club), Robert Salteri AO (Royal Prince Alfred Yacht Club and Royal Sydney Yacht Squadron), Laurence Cheong Ah Toy AM (Darwin Sailing Club), John McConaghy AM (Royal Prince Alfred Yacht Club), Kevin John Wood AM (Sandringham Yacht Club), Colin Victor Coates OAM, the late Brian Francis Girling OAM (Lysterfield Sailing Club), Frederick John Lynch OAM (Fremantle Sailing Club), Michael James Millar OAM (Wooden Boat Association of South Australia), Dr Christopher Murray Moten OAM (Holdfast Bay Yacht Club, now Adelaide Sailing Club), and Bradley John Teal OAM (Royal Victoria Motor Yacht Club).

We are also thankful for the generous support offered by our Major Partners, Network Insurance Group and Zhik, our Official Partners at Ronstan, B&G Navico, Whitworths, Nutricare and Maersk, along with our Official Suppliers at LIROS Ropes, DeckHardware and Maui Jim Sunglasses.

I would like to thank our Patrons and acknowledge Australian Sailing’s partnership with Sport Australia, the Australian Institute of Sport and our State Institute Partners.

I want to sincerely thank and acknowledge the club volunteers, officials, staff and members who contribute so much of their time, effort and skill to support our sailing community.

Finally, I would like to thank Daniel Belcher, the Board and all the hard-working staff members of Australian Sailing for their dedication and commitment to sailing in Australia. I would particularly like to thank Daniel for his significant service to Australian Sailing as President over the past three years.

**Ben Houston**  
Chief Executive Officer  
Australian Sailing



# A message from the Chair of the Australian Sports Commission

Josephine Sukkar AM

The Australian Sports Commission (ASC), comprising Sport Australia and the Australian Institute of Sport (AIS), is proud to lead, support and grow Australian sport at all levels.



On behalf of the Australian Government, we nurture and develop community sport through areas such as volunteering, community coaching and governance. Our vision in high performance sport is to create sustainable success that inspires all Australians.

We are living through tumultuous times and a global pandemic, but we are supporting Australian sport to thrive.

Across 2021-22 we oversaw an unprecedented four Olympic and Paralympic campaigns in the space of eight months. An equal-record 17 gold medals at the Tokyo Olympics, followed by a record four medals at the Beijing Winter Olympics, is testament to how our athletes and sports are excelling.

More so, it has been inspiring to see how our Olympics, Paralympic and Commonwealth Games athletes

continue to represent Australia so proudly with humility and respect, reinforcing their status as important role models.

The upcoming Birmingham Commonwealth Games in 2022 provides another opportunity to inspire Australians to get involved in sport.

The unprecedented challenge of the global COVID-19 pandemic has required incredible resilience as a society and within our sport sector. We know sport is playing a crucial role in the nation's rebuilding efforts.

In March 2022, we welcomed our new CEO, Kieren Perkins OAM, who will oversee Sport Australia and the AIS. His role will be connecting Australian sport from our grassroots sporting fields to our international representatives.

This connection is crucial, and we are immensely proud of our many programs and initiatives that support this involvement with sport.

Through our Participation Grants, Sporting Schools program, Regional Sport Events Fund, Local Sporting Champions and Local Para Champions program we're helping Australians of all ages and abilities get active and lead happier, healthier lives.

The ASC is a strong advocate for greater diversity in sport. As one example, our Women Leaders in Sport (WLIS) programs, with support of the Office for Women, provides women with valuable leadership development opportunities on and off the field.

Our focus is on building sustainable success. Every action we take today must have positive and lasting impact well into the future as we lead a new era towards Brisbane 2032 and beyond.

Funding is critical to high performance sport and we thank the Australian Government for their ongoing commitment. The AIS has already committed funding to sports for the entire 2024 Paris Olympic and Paralympic cycle. This \$257m announcement is historic and meets the needs of sports to plan ahead with greater certainty. By the end of this year, we'll give the same

certainty to our Winter Games team for 2026.

We care about people in sport. We're putting athletes first because we want them to be successful in sport and life.

We are providing \$14.6m a year in direct funding to athletes via our dAIS grants, but this is complemented by world-class athlete support in mental health and wellbeing services. As one example, the AIS Mental Health Referral Network received 444 referrals in 2021, a rise of 68 per cent.

Additionally, the AIS is supporting our athletes and sport through innovation and technology, medicine and sport science, wellbeing and community engagement, coaching and leadership, as well as high performance facilities.

The announcement of a home Olympic and Paralympic Games in Brisbane in 2032 provides an incredible opportunity to unite Australia through sport. It can be a catalyst to drive participation and strengthen our volunteer workforce, as well as identify, develop, support and progress talented athletes.

Brisbane 2032 has become a beacon to aim towards, aligning our sports, our infrastructure and our communities to leave a positive legacy for Australia.

This is a pivotal time for our sector and the green and gold runway provides an opportunity to consider the role that each of us can play in making Australia stronger through sport.

On behalf of the ASC, thank you to everyone who contributes to Australian sport with the aim of making it better for all.

**Josephine Sukkar AM**  
Chair  
Australian Sports Commission



# Sailing 2032: Strategic Plan

SAILING 2032 is the platform from which Australian Sailing and our key partners will make exciting changes to what we do, when we do it, how we do it, where we do it, and who we do it with.

### Our Purpose

To grow sailing by leading, inspiring, and supporting sailors and their communities.

### Our People

The future of Australian Sailing lies in our people. We will proactively attract, train, support and retain people who love Sailing and are committed to achieving our purpose.

### Our Culture

Our values define our character and guide how we behave as we collectively do what is right for Sailing.

### Respect

- › We value each other's experience and knowledge

### Integrity

- › We act honestly and take responsibility

### Teamwork

- › We work as one crew to help each other perform

### Excellence

- › We exceed expectations and strive for the best

### Our Strategic Focus Areas

Our drive to deliver on our strategic plan and achieve our purpose will be focused on three key strategic pillars and six strategic foundations.

### Our Strategic Pillars

**Support: *An enhanced Sailing delivery system delivering positive and rewarding Sailing experiences.***

- › All clubs and centres access Australian Sailing programs and support to help them deliver Sailing to their communities and achieve their goals

**Grow: *More people on the water, in more ways, more often.***

- › Sailing is safer, more visible, accessible, relevant and rewarding

**Win: *#1 Olympic Sailing nation in the world, uniting and inspiring Australia.***

- › Consistently winning multiple medals
- › Produce and retaining a pipeline of athlete and coach talent
- › Have a positive influence on retaining and growing our Sailing community

### Our Strategic Foundations

#### Future Focus

Our cultural, governance and integrity, operating and financial frameworks are best practice and perfectly placed to support our organisation and Sailing's delivery system into the future.

#### Innovation

We are open to new ideas and will continually challenge our assumptions to improve the way we operate.

#### Environmental Sustainability

With the ocean, lakes and rivers as our playground, Sailing and the environment are intrinsically connected. We play an active role in ensuring all Australians have clean and safe waterways on which to sail.

#### Safety

We promote a Sailing safety culture.

#### Diversity and Inclusion

Sailing is a great way to show how diverse and inclusive we can be as a nation. We want to see Sailing reflecting our communities. Inclusive sport = inclusive communities, and Sailing is part of this.

#### Partnerships

We positively partner with all elements of the Australian Sailing community for the benefit of Sailing.





List of  
Affiliated Clubs  
2020-21

|  |     |  |     |  |     |
|--|-----|--|-----|--|-----|
|  |     | Chinese Sailing Association of Australia | NSW | Koonawarra Bay Sailing Club                  | NSW |
|  |     | Chipping Norton Lake Sailing Club        | NSW | Kurnell Catamaran Club                       | NSW |
|  |     | Clarence River Sailing Club              | NSW | Lake Jindabyne Sailing Club                  | NSW |
|  |     | Clarence River Yacht Club                | NSW | Lake Keepit Sailing Club                     | NSW |
|  |     | Coffs Harbour Yacht Club                 | NSW | Lake Macquarie Yacht Club                    | NSW |
|  |     | Concord & Ryde Sailing Club              | NSW | Lane Cove 12ft Sailing Skiff Club            | NSW |
|  |     | Connells Point Sailing Club              | NSW | Manly 16ft Skiff Sailing Club                | NSW |
|  |     | Corlette Point Sailing Association       | NSW | Manly Yacht Club                             | NSW |
| Canberra Ocean Racing Club                 | ACT | Cronulla Sailing Club                    | NSW | Mannering Park Amateur Sailing Club          | NSW |
| Canberra Yacht Club                        | ACT | Cruising Yacht Club of Australia         | NSW | Manning River Sailing Club                   | NSW |
| Navy Sailing                               | ACT | Dobroyd Aquatic Club                     | NSW | Middle Harbour 16ft Skiff Club               | NSW |
| YMCA of Canberra Sailing Club              | ACT | Double Bay Sailing Club                  | NSW | Middle Harbour Amateur Sailing Club          | NSW |
| Abbotsford 12ft Sailing Club               | NSW | Drummoyne Sailing Club                   | NSW | Middle Harbour Yacht Club                    | NSW |
| ALLSAIL Sailing Club                       | NSW | Georges River Sailing Club               | NSW | Narrabeen Lakes Sailing Club                 | NSW |
| Army Sailing Club                          | NSW | Gosford Sailing Club                     | NSW | Newcastle & Hunter Trailer Yacht Association | NSW |
| Australian 18 Footers League               | NSW | Great Lakes Sailing Club                 | NSW | Newcastle Cruising Yacht Club                | NSW |
| Avalon Sailing Club                        | NSW | Greenwich Flying Squadron                | NSW | Northbridge Sailing Club                     | NSW |
| Balmain Sailing Club                       | NSW | Greenwich Sailing Club                   | NSW | Nowra Community Sailing Club                 | NSW |
| Balmoral Sailing Club                      | NSW | Griffith Sailing Club                    | NSW | Oak Flats Sailing Club                       | NSW |
| Batemans Bay Sailing Club                  | NSW | Hawkesbury River Yacht Club              | NSW | Palm Beach Sailing Club                      | NSW |
| Bayview Yacht Racing Association           | NSW | Hornsby Ku-ring-gai Sailing Club         | NSW | Parramatta River Sailing Club                | NSW |
| Belmont 16ft Sailing Club                  | NSW | Hunters Hill Sailing Club                | NSW | Pete's Yacht Club                            | NSW |
| Big River Sailing Club                     | NSW | Illawarra Yacht Club                     | NSW | Port Hacking Open Sailing Club               | NSW |
| Blues Point Yacht Club                     | NSW | Jervis Bay Cruising Yacht Club           | NSW | Port Hunter 16ft Sailing Skiff Club          | NSW |
| Botany Bay Yacht Club                      | NSW | Jervis Bay Sailing Club                  | NSW | Port Kembla Sailing Co-op                    | NSW |
| Brunswick Heads Cruising Yacht Association | NSW | Kogarah Bay Sailing Club                 | NSW | Port Macquarie Sailing Club                  | NSW |
| Carcoar Dam Sailing Club                   | NSW |  |     |  |     |

|   |     |
|---|-----|
| Port Macquarie Yacht Club                   | NSW |
| Port of Yamba Yacht Club                    | NSW |
| Port Stephens Yacht Club                    | NSW |
| Queens Lake Sailing Club                    | NSW |
| RAN Sailing Association                     | NSW |
| Richmond River Sailing & Rowing Club        | NSW |
| RMYC Port Hacking - Sailing                 | NSW |
| Royal Motor Yacht Club Broken Bay           | NSW |
| Royal Motor Yacht Club Toronto              | NSW |
| Royal Prince Alfred Yacht Club              | NSW |
| Royal Prince Edward Yacht Club              | NSW |
| Royal Sydney Yacht Squadron                 | NSW |
| Sailability NSW Sailing Club                | NSW |
| South Lake Macquarie Amateur Sailing Club   | NSW |
| Southern Highlands Sailing Club             | NSW |
| Speers Point Amateur Sailing Club           | NSW |
| Sussex Inlet & Basin Yacht Club             | NSW |
| Sydney Amateur Sailing Club                 | NSW |
| Sydney Boys High School Sailing Association | NSW |
| Sydney Flying Squadron                      | NSW |
| Tanilba Bay Sailing Club                    | NSW |
| Taree Aquatic Club                          | NSW |
| Teralba Amateur Sailing Club                | NSW |
| Toronto Amateur Sailing Club                | NSW |
| Toukley Sailing Club                        | NSW |
| Tweed Valley Sailing Club                   | NSW |



|  |     |  |     |                                       |     |
|--|-----|--|-----|---------------------------------------|-----|
| Twofold Bay Yacht Club                 | NSW | Hervey Bay Boat Club Yacht Squadron      | QLD | Sunshine Coast Yacht Club             | QLD |
| Urunga Sail Training Club              | NSW | Hervey Bay Sailing Club                  | QLD | The Brisbane 18 Footers Sailing Club  | QLD |
| Vaucluse Amateur 12ft Sailing Club     | NSW | Humpybong Yacht Club                     | QLD | The Mooloolaba Yacht Club             | QLD |
| Vaucluse Yacht Club                    | NSW | Keppel Bay Sailing Club                  | QLD | The Southport School Sailing Club     | QLD |
| Vincentia Sailing Club                 | NSW | Lake Cootharaba Sailing Club             | QLD | The Trailer Sailer Club of Queensland | QLD |
| Wagga Wagga Sailing Club               | NSW | Lake Samsonvale Water Sports Association | QLD | Tin Can Bay Yacht Club                | QLD |
| Wallagoot Lake Boat Club               | NSW | Mackay Sailing Club                      | QLD | Tinaroo Sailing Club                  | QLD |
| Wallerawang Sailing Club               | NSW | Maroochy Sailing Club                    | QLD | Townsville Sailing Club               | QLD |
| Wangi Amateur Sailing Club             | NSW | Maryborough Sailing Club                 | QLD | Townsville Yacht Club                 | QLD |
| Wollongong Yacht Club                  | NSW | Mission Beach Sailing Club               | QLD | Upper Cabbage Tree Creek Yacht Club   | QLD |
| Woollahra Sailing Club                 | NSW | Moreton Bay Boat Club                    | QLD | Whitsunday Sailing Club               | QLD |
| Yarra Bay 16ft Skiff Sailing Club      | NSW | Moreton Bay Trailer Boat Club            | QLD | Wynnum Manly Sailing Club             | QLD |
| Darwin Sailing Club                    | NT  | Multihull Yacht Club Queensland          | QLD | Adelaide Sailing Club                 | SA  |
| Dinah Beach Cruising Yacht Association | NT  | Newport Cruising Yacht Club              | QLD | Arno Bay Yacht Club                   | SA  |
| Gove Boat Club                         | NT  | Noosa Yacht & Rowing Club                | QLD | Brighton & Seacliff Yacht Club        | SA  |
| Abell Point Yacht Club                 | QLD | North Queensland Cruising Yacht Club     | QLD | Ceduna Sailing Club                   | SA  |
| Brisbane Sailing Squadron              | QLD | Oxley Sailing Club                       | QLD | Christies Sailing Club                | SA  |
| Brisbane Valley Sailing Club           | QLD | Paradise Point Sailing Club              | QLD | Clayton Bay Boat Club                 | SA  |
| Bundaberg Sailing Club                 | QLD | Port Curtis Sailing Club                 | QLD | Coffin Bay Yacht Club                 | SA  |
| Cairns Cruising Yacht Squadron         | QLD | Port Denison Sailing Club                | QLD | Cruising Yacht Club of SA             | SA  |
| Cairns Yacht Club                      | QLD | Port Douglas Yacht Club                  | QLD | Garden Island Yacht Club              | SA  |
| Capricornia Cruising Yacht Club        | QLD | Queensland Cruising Yacht Club           | QLD | Goolwa Aquatic Club Sailing           | SA  |
| Cleveland Yacht Club                   | QLD | Royal Queensland Yacht Squadron          | QLD | Goolwa Regatta Yacht Club             | SA  |
| Cruising Yacht Club of Hamilton        | QLD | Sandgate Yacht Club                      | QLD | Goolwa Vintage Boat Club              | SA  |
| Darling Point Sailing Squadron         | QLD | South Brisbane Sailing Club              | QLD | Henley Sailing Club                   | SA  |
| Hamilton Island Yacht Club             | QLD | Southport Yacht Club                     | QLD | Lacepede Bay Sailing Club             | SA  |

|                                      |     |                              |     |                                       |     |
|--------------------------------------|-----|------------------------------|-----|---------------------------------------|-----|
| Lake Bonney Yacht Club               | SA  | Huon Yacht Club              | TAS | Ballarat Yacht Club                   | VIC |
| Largs Bay Sailing Club               | SA  | Kettering Yacht Club         | TAS | Barwon Heads Sailing Association      | VIC |
| Meningie Sailing Club                | SA  | King Island Boat Club        | TAS | Beaumaris Motor Yacht Squadron        | VIC |
| Milang Regatta Club                  | SA  | Kingston Beach Sailing Club  | TAS | Beaumaris Yacht Club                  | VIC |
| Normanville Sailing Club             | SA  | Lauderdale Yacht Club        | TAS | Bendigo Yacht Club                    | VIC |
| Port Adelaide Sailing Club           | SA  | Leven Yacht Club             | TAS | Black Rock Yacht Club                 | VIC |
| Port Augusta Yacht Club              | SA  | Lindisfarne Sailing Club     | TAS | Blairstown Yacht Squadron             | VIC |
| Port Lincoln Yacht Club              | SA  | Mersey Yacht Club            | TAS | Cairn Curran Sailing Club             | VIC |
| Port MacDonnell Sailing Club         | SA  | Midway Point Yacht Club      | TAS | Chelsea Yacht Club                    | VIC |
| Port River Sailing Club              | SA  | Montrose Bay Yacht Club      | TAS | Colac Yacht Club                      | VIC |
| Port Vincent Sailing Club            | SA  | Port Cygnet Sailing Club     | TAS | Cowes Yacht Club                      | VIC |
| Rivoli Bay Sailing Club              | SA  | Port Dalrymple Yacht Club    | TAS | Davey's Bay Yacht Club                | VIC |
| Robe Yacht Club                      | SA  | Port Esperance Sailing Club  | TAS | Derrinallum Yacht and Power Boat Club | VIC |
| Royal Port Pirie Yacht Club          | SA  | Royal Yacht Club of Tasmania | TAS | Docklands Yacht Club                  | VIC |
| Royal SA Yacht Squadron              | SA  | Sailability Tasmania         | TAS | Elwood Sailing Club                   | VIC |
| Somerton Yacht Club                  | SA  | Sandy Bay Sailing Club       | TAS | Flinders Yacht Club                   | VIC |
| Tumby Bay Yacht Club                 | SA  | Spring Bay Boat Club         | TAS | Frankston Yacht Club                  | VIC |
| Victor Harbor Yacht Club             | SA  | St Helens Sailing Squadron   | TAS | Geelong Trailable Yacht Club          | VIC |
| Wallaroo Sailing Club                | SA  | Tamar Yacht Club             | TAS | Gippsland Lakes Yacht Club            | VIC |
| Whyalla Yacht Club                   | SA  | Wynyard Yacht Club           | TAS | Hampton Sailing Club                  | VIC |
| Bellerive Yacht Club                 | TAS | Albert Park Yacht Club       | VIC | Hartley TS 18/21 Yacht Club           | VIC |
| Burnie Yacht Club                    | TAS | Albert Sailing Club          | VIC | Hastings Yacht Club                   | VIC |
| Derwent Sailing Squadron             | TAS | Albury-Wodonga Yacht Club    | VIC | Hobsons Bay Yacht Club                | VIC |
| Deviot Sailing Club                  | TAS | Altona Yacht Club            | VIC | Indented Head Yacht Club              | VIC |
| Dunalley and Marion Bay Sailing Club | TAS | Anglesea Motor Yacht Club    | VIC | Inverloch Windsurfing Club            | VIC |
| George Town Yacht Club               | TAS | Apollo Bay Sailing Club      | VIC | Lake Boga Yacht Club                  | VIC |





|                                  |     |
|----------------------------------|-----|
| Lake Wellington Yacht Club       | VIC |
| Lakeside Sailing Club - Pakenham | VIC |
| Loch Sport Boat Club             | VIC |
| Lysterfield Sailing Club         | VIC |
| Martha Cove Yacht Squadron       | VIC |
| McCrae Yacht Club                | VIC |
| Melbourne Trailable Yacht Club   | VIC |
| Merricks Yacht Club              | VIC |
| Metung Yacht Club                | VIC |
| Mordialloc Motor Yacht Club      | VIC |
| Mordialloc Sailing Club          | VIC |
| Mornington Yacht Club            | VIC |
| Mount Martha Yacht Club          | VIC |
| Multihull Yacht Club of Victoria | VIC |
| Newhaven Yacht Squadron          | VIC |
| North East Windsport Club        | VIC |
| Ocean Racing Club of Victoria    | VIC |
| Parkdale Yacht Club              | VIC |
| Point Leo Boat Club              | VIC |
| Port Albert Yacht Club           | VIC |
| Port Fairy Yacht Club            | VIC |
| Port Melbourne Yacht Club        | VIC |
| Portarlington Sailing Club       | VIC |
| Portland Yacht Club              | VIC |
| Queenscliff Cruising Yacht Club  | VIC |
| Queenscliff Lonsdale Yacht Club  | VIC |

|   |     |  |    |                               |    |
|---|-----|--|----|-------------------------------|----|
| Ranelagh Yacht Squadron                 | VIC | Carnarvon Yacht Club                     | WA | Safety Bay Yacht Club         | WA |
| Rhyll Yacht Club                        | VIC | Claremont Yacht Club                     | WA | Shelley Sailing Club          | WA |
| Rosebud Yacht Club                      | VIC | Dunsborough Bay Yacht Club               | WA | South of Perth Yacht Club     | WA |
| Royal Brighton Yacht Club               | VIC | East Fremantle Yacht Club                | WA | Sun City Yacht Club           | WA |
| Royal Geelong Yacht Club                | VIC | Esperance Bay Yacht Club                 | WA | The Cruising Yacht Club of WA | WA |
| Royal Melbourne Yacht Squadron          | VIC | Exmouth Yacht Club                       | WA | Walpole Yacht Club            | WA |
| Royal Yacht Club of Victoria            | VIC | Fremantle Cruising Yacht Club            | WA | Windsurfing Western Australia | WA |
| Rye Yacht Club                          | VIC | Fremantle Sailing Club                   | WA |                               |    |
| Safety Beach Sailing Club               | VIC | Geographe Bay Yacht Club                 | WA |                               |    |
| Sandringham Yacht Club                  | VIC | Geraldton Yacht Club                     | WA |                               |    |
| Somers Yacht Club                       | VIC | Hampton Harbour Boat & Sailing Club      | WA |                               |    |
| Sorrento Sailing Couta Boat Club        | VIC | Hillarys Yacht Club                      | WA |                               |    |
| South Gippsland Yacht Club              | VIC | Jervoise Bay Sailing Club                | WA |                               |    |
| St Leonards Yacht Club & Motor Squadron | VIC | Koombana Bay Sailing Club                | WA |                               |    |
| Stawell Yacht Club                      | VIC | Mandurah Offshore Fishing & Sailing Club | WA |                               |    |
| Sugarloaf Sailing Club                  | VIC | Maylands Yacht Club                      | WA |                               |    |
| Torquay Sailing Club                    | VIC | Mounts Bay Sailing Club                  | WA |                               |    |
| Victorian Blokart Club                  | VIC | Nedlands Yacht Club                      | WA |                               |    |
| Warneet Motor Yacht Club                | VIC | Ocean Reef Sea Sports Club               | WA |                               |    |
| Warrnambool Yacht Club                  | VIC | Perth Dinghy Sailing Club                | WA |                               |    |
| Westernport Yacht Club                  | VIC | Perth Flying Squadron Yacht Club         | WA |                               |    |
| Williamstown Sailing Club               | VIC | Port Bouvard Yacht Club                  | WA |                               |    |
| Wyndham Yacht Club                      | VIC | Port Walcott Yacht Club                  | WA |                               |    |
| Yarrawonga Yacht Club                   | VIC | Princess Royal Sailing Club              | WA |                               |    |
| Augusta Yacht Club                      | WA  | Royal Freshwater Bay Yacht Club          | WA |                               |    |
| Broome Sailing Club                     | WA  | Royal Perth Yacht Club                   | WA |                               |    |



Discover  
Sailing Centres



|   |     |                                   |     |
|---|-----|-----------------------------------|-----|
| Kogarah Bay Sailing CLub                  | NSW | Lake Cootharaba Sailing Club      | QLD |
| Lake Jindabyne Sailing Club               | NSW | Maroochy Sailing Club             | QLD |
| Manly Sailing                             | NSW | Mission Beach Sailing Club        | QLD |
| Manning Park Amateur Sailing Club         | NSW | Oxley Sailing Club                | QLD |
| Middle Harbour Yacht Club                 | NSW | Port Curtis Sailing Club          | QLD |
| MyHarbour Powerboat Training Centre       | NSW | Royal Queensland Yacht Squadron   | QLD |
| Newcastle Cruising Yacht Club             | NSW | The Mooloolaba Yacht Club         | QLD |
| Rippers Watersports Academy               | NSW | The Southport School Sailing Club | QLD |
| Royal Prince Alfred Yacht Club            | NSW | Tinaroo Sailing Club              | QLD |
| Royal Sydney Yacht Squadron               | NSW | Townsville Sailing Club           | QLD |
| Sailability NSW- Dobroyd Branch           | NSW | Townsville Yacht Club             | QLD |
| Sailurunga                                | NSW | Adelaide Sailing Club             | SA  |
| Serco Defence Sailing Centre              | NSW | Brighton & Seacliff Yacht Club    | SA  |
| South Lake Macquarie Amateur Sailing Club | NSW | Christies Sailing Club            | SA  |
| Teralba Amateur Sailing Club              | NSW | Coffin Bay Yacht Club             | SA  |
| Toronto Amateur Sailing Club              | NSW | Goolwa Regatta Yacht Club         | SA  |
| Vaucluse Amateur 12ft Sailing Club        | NSW | Henley Sailing Club               | SA  |
| Wollongong Yacht Club                     | NSW | Largs Bay Sailing Club            | SA  |
| Woollahra Sailing Club                    | NSW | Murraylands Aquatic Centre        | SA  |
| Darwin Sailing Club                       | NT  | Royal SA Yacht Squadron           | SA  |
| Gove Boat Club                            | NT  | Victor Harbor Yacht Club          | SA  |
| Brisbane Sailing Squadron                 | QLD | West Lakes Aquatic Centre         | SA  |
| Cairns Yacht Club                         | QLD | Kingston Beach Sailing Club       | TAS |
| Capricornia Cruising Yacht Club           | QLD | Port Cygnet Sailing Club          | TAS |
| Darling Point Sailing Squadron            | QLD | Port Dalrymple Yacht Club         | TAS |
| Humpybong Yacht Club                      | QLD | Sandy Bay Sailing Club            | TAS |
| Keppel Bay Sailing Club                   | QLD | Wynyard Yacht Club                | TAS |

|                                |     |   |     |  |     |
|--------------------------------|-----|---|-----|--|-----|
| Albert Park Yacht Club         | VIC | Sandringham Yacht Club                            | VIC | The Cruising Yacht Club of WA          | WA  |
| Albury-Wodonga Yacht Club      | VIC | Scouts Victoria State Sailing & Powerboating Team | VIC | Avalon Sailing Club                    | NSW |
| Altona Yacht Club              | VIC | Somers Yacht Club                                 | VIC | Drummoyne Sailing Club                 | NSW |
| Ballarat Yacht Club            | VIC | Sorrento Sailing Couta Boat Club                  | VIC | Jervis Bay Sailing Club                | NSW |
| Bendigo Yacht Club             | VIC | The Boatshed                                      | VIC | Lane Cove 12ft Sailing Skiff Club      | NSW |
| Black Rock Yacht Club          | VIC | Westernport Yacht Club                            | VIC | Urunga Sail Training Club              | NSW |
| Blairgowrie Yacht Squadron     | VIC | Williamstown Sailing Club                         | VIC | Cruising Yacht Club of Hamilton Island | QLD |
| Cowes Yacht Club               | VIC | Adventure Sailing                                 | WA  | Royal Yacht Club of Tasmania           | TAS |
| Frankston Yacht Club           | VIC | Esperance Bay Yacht Club                          | WA  | Chelsea Yacht Club                     | VIC |
| Gippsland Lakes Yacht Club     | VIC | Exmouth Yacht Club                                | WA  | Royal Brighton Yacht Club              | VIC |
| Hobsons Bay Yacht Club         | VIC | Geographe Bay Yacht Club                          | WA  | Flying Fish Australia                  | NSW |
| Loch Sport Boat Club           | VIC | Geraldton Yacht Club                              | WA  | Cruising Yacht Club of SA              | SA  |
| Lysterfield Sailing Club       | Vic | Hillarys Yacht Club                               | WA  | Bellerive Yacht Club                   | TAS |
| McCrae Yacht Club              | VIC | Koombana Bay Sailing Club                         | WA  | Derwent Sailing Squadron               | TAS |
| MLC Marshmead                  | VIC | Mandurah Offshore Fishing & Sailing Club          | WA  | Fremantle Sailing Club                 | WA  |
| Mordialloc Motor Yacht Club    | VIC | Mounts Bay Sailing Club                           | WA  | Pacific Sailing School                 | NSW |
| Mordialloc Sailing Club        | VIC | Nedlands Yacht Club                               | WA  | Southport Yacht Club                   | QLD |
| Mornington Yacht Club          | VIC | Perth Dinghy Sailing Club                         | WA  |  |     |
| Mount Martha Yacht Club        | VIC | Perth Flying Squadron Yacht Club                  | WA  |  |     |
| Port Melbourne Yacht Club      | VIC | Princess Royal Sailing Club                       | WA  |  |     |
| Portarlinton Sailing Club      | VIC | Rockingham Senior High School                     | WA  |  |     |
| Ranelagh Yacht Squadron        | VIC | Royal Freshwater Bay Yacht Club                   | WA  |  |     |
| Royal Geelong Yacht Club       | VIC | Royal Perth Yacht Club                            | WA  |  |     |
| Royal Melbourne Yacht Squadron | VIC | Safety Bay Yacht Club                             | WA  |  |     |
| Royal Yacht Club of Victoria   | VIC | Scouts WA Water Activities Centre                 | WA  |  |     |
| Rye Yacht Club                 | VIC | South of Perth Yacht Club                         | WA  |  |     |
| Safety Beach Sailing Club      | VIC | Sun City Yacht Club                               | WA  |  |     |





# Safety & Sea Survival Centres

Our accredited Safety & Sea Survival Centres are responsible for delivering the Safety & Sea Survival course, with more than 750 participants attending that course this year.

Accredited Safety & Sea Survival Instructors present the course, which include practical liferaft activities, flare drills, and a range of relevant theoretical topics relating to safety at sea.

| Safety & Sea Survival Centre  | State |
|-------------------------------|-------|
| Above and Beyond Boating      | NSW   |
| Marine SafetyWorks            | NSW   |
| Ocean Boardroom               | NSW   |
| 27 South Ocean Training       | QLD   |
| Mainstay Sailing Airlie Beach | QLD   |
| Paper Sailors Rock            | QLD   |
| Sunshine Sailing Australia    | QLD   |
| Ocean Racing Club of Victoria | VIC   |
| Yachtmaster Sailing School    | VIC   |
| Flying Fish Australia         | NSW   |
| Cruising Yacht Club of SA     | SA    |
| Bellerive Yacht Club          | TAS   |
| Derwent Sailing Squadron      | TAS   |
| Fremantle Sailing Club        | WA    |
| Pacific Sailing School        | NSW   |
| Southport Yacht Club          | QLD   |





# 2021-22 Affiliated Class Associations

Adams 10 Metre Yacht Association

Australian 16ft Skiff Association

Australian 18 Footers League

Australian 2.4 Metre Class Association

Australian 9ers Association

Australian Blokart Association

Australian F18 Catamaran Association

Australian Hansa Class Association

Australian Historical Skiff Sailing Association

Australian Impulse Sailing Association

Australian International A Division  
Catamaran Association

Australian International Optimist  
Dinghy Association

Australian International Yngling Association

Australian Laser Class Association

Australian Minnow Sailing Association

Australian Musto Skiff Class Association

Australian National Sabot Council

Australian O'pen Skiff Association

Australian Paper Tiger  
Catamaran Association

Australian Radio Yachting Association

Australian Sharpie Sailing Association

Australian Tasar Council

Australian VX One Class Association

Australian Weta Class Association

Australian Windsurfing Association

Careel Cruising Yacht Association  
of Australia

Classic Yacht Association of Australia

Couta Boat Association

Cruising Yacht Association of the NT

Farr 40 Association

Flying Eleven Association of Australia

Flying Fifteen International

Hartley TS16 Association of Australia

International 420 Class Association  
of Australia

International 470 Class Association  
of Australia

International 5.5 metre Association  
of Australia

International B14 Class Association  
of Australia

International Cadet Class of Australia

International Contender Association  
of Australia

International Etchells Class Association  
of Australia

International Finn Association of Australia

International Fireball Association  
of Australia

International Flying Dutchman  
Class Australia

International Fourteen Sailing Council  
of Australia

International Melges 24 Association  
of Australia

International Mirror Class Association  
of Australia

International Moth Class Association  
of Australia

International OK Association of Australia

International Ten Square Metre Canoe  
Association of Australia

J70 Australia Class Association

Javelin Sailing Association

Kiteboarding Australia

Manly Junior Sailing Association  
of Australia

MG14 Association of NSW

Nacra association of Australia

National 125 Association of Australia

National E Association

National Heron Sailing Association

National Mosquito Catamaran Council  
of Australia

Noelx Yacht Association of Australia

NS14 Association of Australia

NSW 12ft Skiff Association

Old Gaffers Association of WA

Pacer Australia

Pelican Sailing Association

RL24 Owners Association of Australia

RS Sailing Association Australia

Sabre Sailing Association of Australia

Sailability WA

Spiral Class Association of Australia

Trailer Sailer Association of South Australia

WASZP Sailing Association of Australia

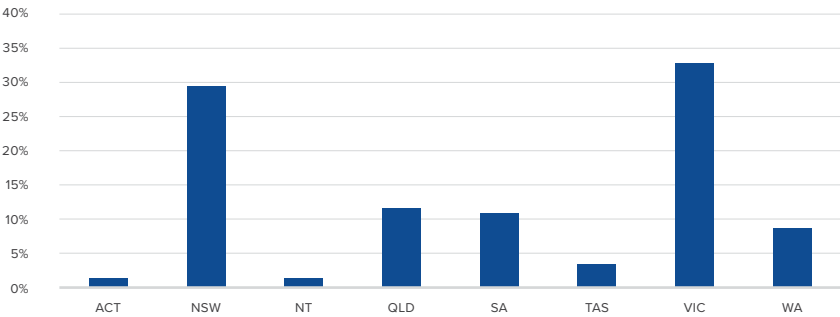


# 2022 Club Survey Results

Overall, the process of conducting the 2022 Club Survey has been successful. Australian Sailing received 146 unique responses (up from 117 in 2020) which represents 42% of clubs nationally.

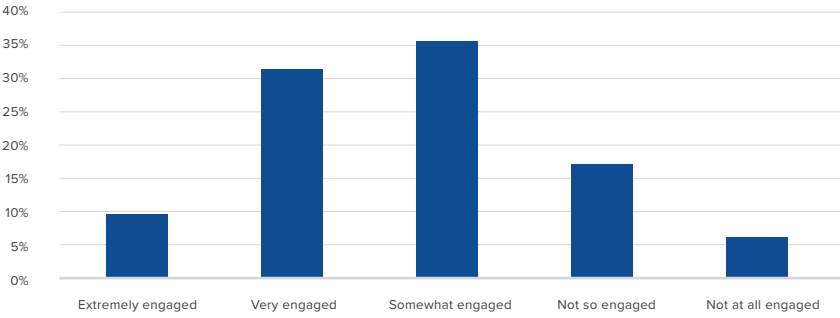
Pleasingly there were responses from every State and Territory and from a wide range of clubs (large, small, metropolitan, regional, dinghy, yacht).

### Responses by State:



### Engagement:

How would your club describe the level of engagement of Australian Sailing with your club?



Overall, 41% of clubs said that they were ‘Very’ or ‘Extremely Engaged’ with Australian Sailing, with a further 36% rating Australian Sailing to be ‘Somewhat Engaged’. 23% of clubs think Australian Sailing is ‘Not So’, or ‘Not At All’ Engaged.

### Club Challenges:

Clubs ranked the top 5 challenges to be:

- 1. On-water participation
- 2. Recruiting and retaining on-water volunteers
- 3. Funding for infrastructure and maintenance
- 4. Attracting new members
- 5. Retention of existing members

Clubs also ranked the AS programs and services on offer to them in regard to their importance, usage and effectiveness.

Clubs ranked the top 5 most important AS programs and services as:

- 1. Officials training and development
- 2. Provision of the racing rules of sailing
- 3. Safety information and advice
- 4. Safety policy frameworks (Member Protection, Child Protection etc.)
- 5. Instructor and Coach training and development

Clubs ranked their top 5 most used programs and services to be:

- 1. Online Support and Assistance with revSPORT
- 2. Provision of the Racing Rules of Sailing and AS Prescriptions
- 3. Instructor and Coach Training and Development
- 4. Officials Training and Development
- 5. Discover Sailing Centre resources and support

Clubs ranked the top 5 most effective programs and services to be:

- 1. Provision of the Racing Rules of Sailing and AS Prescriptions
- 2. Online Support and Assistance with revSPORT
- 3. Officials Training and Development
- 4. Instructor and Coach Training and Development
- 5. Safety information and advice

### Conclusion:

It is worth noting that the priority order of the strategic priorities listed below aligns directly with the current focus of AS staff to develop and implement these projects over the next 12-24 months. This presents an opportunity to assist our sailing community and align more effective communication to educate club decision makers on these projects and there outcomes which will no doubt have positive effects on clubs highlighted challenges, should clubs choose to adopt them.

- 1. Participation and Membership Growth
- 2. Club Support Program
- 3. Coach, Instructor and Officials Development Plan
- 4. Sailing Participant Pathway
- 5. National Safety and Integrity Framework
- 6. Stakeholder Engagement Plan
- 7. Diversity, Inclusion and Accessibility Plan
- 8. Environmental Action Plan





# Club Conferences

The national series of club conferences this year saw a return to in- person events, with conferences held in each state this year.

The conferences bring together clubs from across each state and are a great way to engage with other clubs and AS. They are an opportunity to hear from industry experts and learn from peer clubs sharing success stories and best practice ideas that can help develop skills, capacity and further improve clubs.

The conferences were well supported this year, with over 400 club representatives attending. The feedback received from attendees has been positive with 92% reporting that they were satisfied or very satisfied with the Conferences overall and 89% reporting they were satisfied or very satisfied with the topics covered.

The Club Conferences covered a variety of topics including:

- › The new Australian Sailing Strategic Plan and re-structure
- › Participation and Pathways
- › Club Support initiatives
- › Sport Integrity
- › Insurance
- › Safety and reviews of incidents
- › Child Safety

A copy of all the presentations from every state can be found on the website: [www.sailing.org.au/community/club-conferences/](http://www.sailing.org.au/community/club-conferences/)

Australian Sailing is now reviewing the Club Conferences and examining the extensive feedback to begin planning for next years events. We hope to continue to develop these important events to gather the sailing community to learn, share, network and celebrate the fantastic work that is being done by our Australian sailing community.

Australian Sailing would like to take this opportunity to thank the club representatives who attended and actively contributed in the many discussion on how sailing community in Australia can work together to get “more people on the water, in more ways, more often”.



NSW 2022 Conference



# Online Services

The revSPORT platform continues to provide clubs with a valuable tool to our volunteer administrators.

We continue to see many clubs, classes and centres adopt the system as many clubs shift to online registrations to relieve them of additional administration responsibilities.

Several key improvements were delivered over the last 12 months which ensure the system is keeping up with changing trends.

All websites across the platform were upgraded to a new look and feel. The new design delivers a much cleaner and more modern looking website whilst improving mobile responsiveness. Off the back of these website enhancements, we will be working to redesign our websites to consolidate our information and resources into a more user-friendly format.

The next major development was the member registration rebuild, which brings the system in line with many other online registration platforms.

A major focus moving into the future is to review and update our support and training materials, whilst making use of platform specialists at revolutioniseSPORT and focusing the Australian Sailing support on sailing specific content.

We would like to take this opportunity to thank all our system users: clubs, classes, centres and Australian Sailing staff in the continued development of the revSPORT system.



# Membership

Club membership sustained a healthy 8% growth on previous years numbers. The use of SailPass as a means to introduce new members to clubs continued its rapid growth as the number of SailPass’s issued increased by 72% on previous years numbers.

130,444

**Total Membership of Clubs**  
(10,031 more members or 8% growth on previous year)

8,325

**SailPass holders**  
(3,486 more SailPasses issued or 72% growth on previous year )





# Safety, Rules and Representation

## World Sailing

Sailing in Australia is well represented in the international arena of the sport's governance. Sarah Kenny continues her term as a Vice-President of World Sailing, while Matt Allen and Daniel Belcher hold positions on World Sailing's Council joined by Fiji's John Philp. World Sailing's Board and Council are the sport's highest decision-making governance bodies.

Other Australians representing the sports interests at World Sailing are Shevaun Bruland, who alongside Matt Allen, sits on the Equipment Committee. Daniel Belcher and Chris Caldecoat contribute to the Events Committee and its sub-committees, and Australian Stephanie Lyons provides strong oversight of World

Sailing by being a member of their Audit & Risk Committee. Richard Slater and David Tillett continue their erudite contributions to the Racing Rules Committee and Constitution Committee, respectively. In the technical areas of sailing, Australian representatives include David Brookes providing leadership on Race Officials Committees, Barry Johnson on the Equipment Rules Sub-Committee and Glen Stanaway on the Offshore Special Regulations Sub-Committee and the Categorization Commission.

A significant role has been played by David Staley on the Para World Sailing Committee who has been leading the campaign to see sailing reinstated to the Paralympics.

## Safety

In the safety space, Australian Sailing has focussed on communication and engagement with the sailing community to increase awareness and influence judgement. The Safety in Focus email newsletter has been a successful medium of communication, with the included articles also being circulated on social media and being some of Australian Sailing's most-read content. The Club Conferences of 2022 were also a platform to speak about safety, with Glen Stanaway presenting on the importance of conducting safety reviews so that the sport can learn and improve its safety practices.

The Safety Committee and Equipment Auditor's Sub-Committee provide invaluable leadership on safety in the sport. Ray Shaw (Safety) and John Easton (Equipment Auditors) are thanked for their roles as chairpersons of the respective committees. Major projects that have been delivered in this space include the reform of electronic navigational charts, electric engines, lifeline materials and safety harnesses and lines. As each policy is reviewed based on the work of the Safety Committee, the Equipment Auditor's Sub-Committee then resolves how to educate boat owners and safety practitioners on the updated regulations and apply the changes throughout the sport.

## Racing Rules

With racing in full swing again the rules department of Australian Sailing were busy issuing Jury approvals, facilitating appeals and supported by the Rules Specialist Group, answering rules related questions from around the country. Thanks must go to the panel members who work to have appeals decided in a fair and timely manner. Each appeal and answer to a rules question is uploaded to the Australian Sailing website as a valuable resource. The Rules in Focus email newsletter has been well received and offers a range of rules related topics targeted to race officials, clubs, and competitors.

## Integrity

Since the introduction of the National Integrity Framework on 1 March 2022, Glen Stanaway and National Integrity Officer Michael Arnold have been busy promoting the Framework and educating stakeholders on Integrity. Part of this education includes the online Integrity Hub, a focal point for a myriad of resources provided by Australian Sailing. In tandem with the Integrity Framework, the Integrity team have been hard at work assisting the Club Support team, and by extension all Clubs, to keep up with changes to several States' child protection laws.



# Ratings Report

Both IRC and ORCi Certificate statistics have shown a steady rise in numbers this past year. The interest in CBH has also picked up with regattas using the new ratings.

IRC applications are up close to 50%, and ORC International has grown strongly with 80% more applications than in 2020. Meanwhile ORC Club is growing significantly with many clubs incorporating it as a racing division, and Victoria selecting it as the primary rating system for both club and inter-club events.

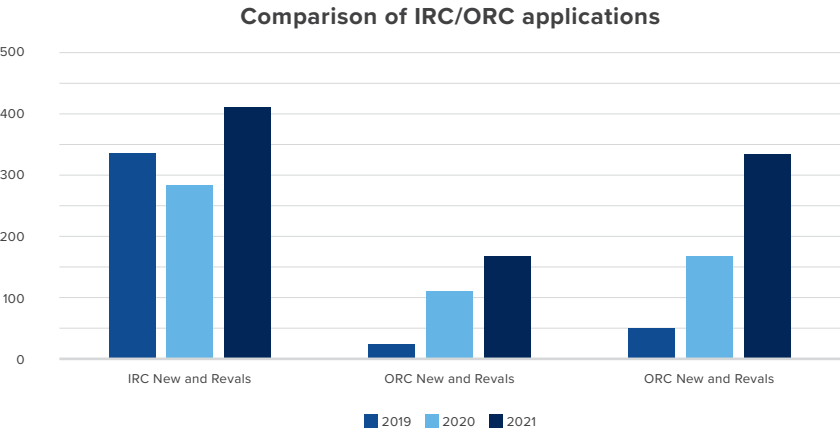
Measurement-based rating systems are becoming widely accepted as the best way to race yachts of different designs. IRC has introduced secondary rating certificates as a method of allowing vessels to sail under different configurations depending on the type of event. This has only been introduced in Australia as a trial this season.

The Class Based Handicap System is now in place with many trailerable and sports boats already rated. The CBH was used at the recent Airlie Beach Race Week, the first major event to use CBH as the primary rating system. The results are still to be analysed to determine the efficacy of the ratings applied to each class.

The ratings data has been imported into a database application which is configured to multiple user access. The rating office is now capable of processing multiple certificates at once which has improved the overall efficiency and decreased the processing time. The number of applications has jumped this season

as many boats return to racing, however, the average processing time is currently under 2 days for IRC and 5 days for ORC. The ratings office has processed over 1,100 applications last financial year (refer tables 1 and 2).

New measurer training courses in Tasmania and Victoria have been successful in training 15 new measurers. Another course is planned for October this year to be run at Lake Macquarie Yacht Club.



| Application Type              | TOTAL | NSW | VIC | QLD | WA | TAS | SA | NT |
|-------------------------------|-------|-----|-----|-----|----|-----|----|----|
| ORCi New/Promo                | 33    | 9   | 4   | 6   | 12 |     | 2  |    |
| ORCi Revalidation             | 115   | 83  | 16  | 13  |    | 2   | 1  |    |
| ORCi Amendment                | 44    | 34  | 5   | 5   |    |     |    |    |
| ORCi Orci Dh New/Revalidation | 14    | 11  |     | 2   |    |     | 1  |    |
| ORCi Ns Revalidation          | 16    | 10  | 6   |     |    |     |    |    |
| ORCi Stability Only           | 10    | 8   |     | 2   |    |     |    |    |
| ORC Club New/Promo            | 125   | 37  | 69  | 4   | 15 |     |    |    |
| ORC Club Revalidation         | 153   | 66  | 76  | 9   | 1  |     |    | 1  |
| ORC Club Amendment            | 32    |     | 29  | 2   | 1  |     |    |    |
| ORC Club Dh Revalidation      | 4     | 3   | 1   |     |    |     |    |    |
| ORC Club Ns Revalidation      | 71    | 45  | 17  |     | 9  |     |    |    |
| Totals                        | 617   | 306 | 223 | 43  | 38 | 2   | 4  | 1  |

Table 1 - ORC Application data for 2021

| Application Type   | TOTAL | NSW | VIC | QLD | WA | TAS | SA | NT |
|--------------------|-------|-----|-----|-----|----|-----|----|----|
| New Applications   | 37    | 12  | 3   | 12  | 7  | 1   | 2  |    |
| Revalidations      | 265   | 109 | 26  | 39  | 43 | 37  | 11 |    |
| Amendments         | 142   | 82  | 6   | 29  | 14 | 7   | 4  |    |
| Trials             | 51    | 34  | 2   | 5   | 3  | 5   | 2  |    |
| Certificate Copies | 18    | 14  |     | 1   |    | 1   | 2  |    |
| Re-Registrations   | 8     | 5   |     |     | 2  | 1   |    |    |
| DH Applications    | 6     | 6   |     |     |    |     |    |    |
| DH Revalidations   | 1     | 1   |     |     |    |     |    |    |
| Totals             | 528   | 263 | 37  | 86  | 69 | 52  | 21 | 0  |

Table 2 - IRC Application data for 2021



## Programs & Participation



16,294 participants have completed Australian Sailing programs in 2021-22 through Discover Sailing Centres.

During the peak of Discover Sailing Centre program delivery, most clubs were impacted by either devastating weather and floods or the surge of COVID. These events have interrupted the delivery of programs for 2021-22, thus resulting in a decrease in program participants from previous years. We are optimistic that favourable conditions will return and clubs will remain open. We expect to see people back on the water at Discover Sailing Centres enjoying the fantastic programs available for people to get involved in sailing.

With the release of the Sailing 2032 Strategic Plan there were changes to how Australian Sailing work to develop programs and the workforce. The change brought together the Education and Training team and a newly established Participation team, this formed the Grow Team and they are responsible to deliver the 2032 Grow Pillar goals. The team work very closely with the Support team to support and increase participation and membership outcomes for clubs and classes.

### State Participation Comparisons

|       | 2021  | 2022  | % change |
|-------|-------|-------|----------|
| ACT   | 1,474 | 791   | -46%     |
| NSW   | 5,360 | 4,623 | -14%     |
| NT    | 251   | 316   | 26%      |
| QLD   | 3,312 | 2,519 | -24%     |
| SA    | 396   | 517   | 31%      |
| TAS   | 539   | 642   | 19%      |
| VIC   | 5,130 | 3,015 | -41%     |
| WA    | 3,888 | 3,577 | -8%      |
| Total | 20350 | 16000 | -21%     |

### 2021-22 Total participants

2,696

Dinghy

2,003

Keelboat

1,435

Powerboat

6,219

Tackers

552

Discover Sailing Day

2,082

OutThere Sailing

884

Safety & Sea Survival

129

Windsurfing

### Participation Program Comparisons

|                                   | 2021   | 2022   | % change |
|-----------------------------------|--------|--------|----------|
| Dinghy Experience                 | 1,025  | 561    | -45%     |
| Dinghy Full Course                | 2,682  | 2,135  | -20%     |
| Dinghy Total                      | 3,707  | 2,696  | -18%     |
| Keelboat Experience               | 1,116  | 903    | -19%     |
| Keelboat Full Course              | 1,573  | 1,100  | -30%     |
| Keelboat Total                    | 2,689  | 2,003  | -26%     |
| OutThere Sailing Experience       | 1,286  | 554    | -57%     |
| OutThere Sailing Programs         | 1,459  | 1,528  | 5%       |
| OutThere Sailing Total            | 2,745  | 2,082  | -24%     |
| Powerboat Full Course             | 2,141  | 1,435  | -33%     |
| Powerboat Total                   | 2,141  | 1,435  | -33%     |
| Windsurfing Experience            | 8      | 0      | -100%    |
| Windsurfing Full Course           | 164    | 129    | -21%     |
| Windsurfing Total                 | 172    | 129    | -25%     |
| Tackers Intro                     | 1,472  | 710    | -52%     |
| Tackers Full Course               | 6,049  | 5,509  | -9%      |
| Tackers Total                     | 7,521  | 6,219  | -17%     |
| Safety & Sea Survival Full Course | 759    | 884    | 16%      |
| Safety & Sea Survival             | 759    | 884    | 16%      |
| Discover Sailing Days             | 616    | 552    | -10%     |
| Experiences/Intros                | 5,523  | 3,280  | -41%     |
| Full Courses                      | 14,827 | 12,720 | -14%     |
| Total                             | 20,350 | 16,000 | -21%     |



## Workforce Development

Like most industries, the workforce shortage continues to restrict and impede club and centre delivery of training programs and events.

Dinghy instructors were of a notable shortage over the peak of the season due to challenges individuals were facing with their health and isolation requirements as well as access to overseas instructors.

With the circumstances in workforce shortage, clubs have been proactive in planning for the 2022-23 sailing season. There have been steady increases of workforce training in Officiating, Instructing and Coaching, particularly in quarter four.

Australian Sailing continues to evolve and develop how we deliver training and courses to the current and future workforce. We aim to prepare for the future and are working towards the distribution of more accessible opportunities to join the Coach, Instructor and Officiating workforces through ongoing developments in education and training. This year saw the release of the Club Equipment Auditor e-learning course and significant work on the Powerboat program

ensuring the courses meet the needs of the Instructor and Coach programs.

There are many more e-learning developments to come which we look forward to releasing over the coming year.

**Workforce numbers have remained strong with:**

964 Coaches  
6416 Instructors  
2652 Officials



| Instructors        | Dinghy | Keelboat | Powerboat | Windsurfing | Safety & Sea Survival |
|--------------------|--------|----------|-----------|-------------|-----------------------|
| New accreditations | 411    | 83       | 30        | 17          | 1                     |
| Reaccreditations   | 64     | 24       | 12        | 8           | 0                     |

| Coaches            | Sailing Coach |
|--------------------|---------------|
| New accreditations | 81            |
| Reaccreditations   | 22            |

| Officials          | Judge | Race Officer | Umpire | Equipment Auditor | Measurer |
|--------------------|-------|--------------|--------|-------------------|----------|
| New accreditations | 39    | 170          | 17     | 82                | 3        |
| Reaccreditations   | 7     | 107          | 3      | 78                | 1        |



38 // 39

Club Participation Program

The programs have come a long way in their development since their inception in 2021. During the 2021-22 October to April sailing season, the National Working Group piloted up to twenty sessions of new programs and tested many communication resources and development tools.



The result is the introduction of three stages of coaching programs (Green, Intermediate and Advanced) for clubs and classes to deliver to their members. Programs can be delivered in any class of boat or board, with clear strategies and guiding material available for clubs, classes and coaches that outline when and how to deliver said programs.

The programs are designed for members of all ages with various levels of sailing experience and expertise. In the earlier stages, there was a specific focus on the development of young people in particular, providing them with more opportunities to be engaged and involved in decision making at clubs. Crucial to the sustainability of club life, this focus on young people included ensuring there is succession planning of the workforce built into program design. This has been achieved through the planning and creation of resources to support clubs in championing their youth and starting their own Youth Committees. The material tested by clubs and youth alike was instrumental in delivering the resources from inception to practical implementation.

Foiling is quickly establishing itself as a key tool in club participation and was therefore included into the Club Participation Program design and development. With the surge in interest over recent years in events such as SailGP and the America's Cup, foiling is swiftly moving towards mainstream participation. Due to this, Australian Sailing have been working behind the scenes to develop foiling programs, safety and education material in SailFOIL, WingFOIL, KiteFOIL, and WindFOIL. The programs and education material will arrive soon for clubs and classes to deliver to their members.

Thank you to the clubs and the people who contributed to the development of Club Participation Programs:

- Western Australia

Geographe Bay Yacht Club

> Anton Mann

Royal Freshwater Bay Yacht Club

> Chelsea Hall

Victoria

Chelsea Yacht Club

> Andrew Ford & Stephan Fankhause

Mordialloc Sailing Club

> Dale Collings

Mount Martha Yacht Club

> Lisa Gould & Denny Kerr
- Tasmania

Lauderdale Yacht Club

> Martin Sullivan & Emma Sullivan

Tamar Yacht Club

> Ryan Moreton

South Australia

Cruising Yacht Club of South Australia

> Dale Geddes and David Royle

Queensland

Royal Queensland Sailing Club

> Greg Kemp

Keppel Bay Sailing Club

> Conrad Byrt
- New South Wales

Connells Point Sailing Club

> Jonathan Branch

Lake Jindabyne Sailing Club

> Youth Committee

Royal Prince Alfred Yacht Club

> Niall Powers

Royal Sydney Yacht Squadron

> Joshua Chant & Karyn Gojnich

ACT

YMCA ACT

> Orla Gray





# High Performance

It was a new dawn for Australian Sailing’s High-Performance program in 2021-22, with several exciting changes on and off the water preparing the team as they set off on their Path to Paris.



Our program continues to bear fruit at the elite level, as displayed at the Tokyo 2020 Olympic Games where Matt Wearn (Laser) and Mat Belcher and Will Ryan (Men’s 470) won Gold. In the time since the Games we have put a significant focus on the delivery of our High Performance Strategy ‘#nextlevel – Towards Paris 2024 & LA 2028’, particularly regarding the development of our emerging sailors to ensure we are able to deliver repeatable, sustainable success at the top level.

Iain Brambell OLY has been welcomed as the new High-Performance Director, and three-time Olympic Gold medal winning Coach Michael Blackburn has commenced as Technical Director. Accompanying them is a fresh Australian Sailing Team (AST) coaching line-up including Carolijn Brouwer and Ben Walkemeyer (ILCA 6), Victor Paya (49erFX) and Malcolm Page (Mixed 470) among other returning coaches. Legendary Coach Victor Kovalenko is continuing with the team in a new role of Master Coach, where he will provide mentorship services to AST coaches. Under Brambell, the High-Performance program has a new look management team with Blackburn overseeing the AST coaches; Ashley Wolff leading the Performance Support Team; Amanda Fitzgerald leading the Operations Team, Damian Carter leading the Innovation and Technology Team; and Ken Lynch leading the Performance Pathway Team.



Mara Stransky wins at Kiel Week 2022. Photo Credit: Beau Outteridge

A key deliverable from the Strategy was the development of our Performance Pathway, which included the launch of the Australian Sailing Futures Program in February 2022. The purpose of the nationally led program is to identify and develop high potential sailors that are currently transitioning between Pathways and Olympic classes

and who are aiming to earn their place within the Australian Sailing Squad. The program consists of a series of national camps integrating quality high performance coaching and targeted performance support services aligned to the athlete’s individual performance plans.

**Australian Sailing Team**  
The 2021-22 season featured a return to international competition for our athletes for the first time since 2019. The team remains in a strong position two years out from Paris, with our Performance Pathway program setting us up nicely for success at Los Angeles 2028 and a home Games at Brisbane 2032.

**Notable performances from AST athletes in 2021-22 include:**

**ILCA 6**

**Mara Stransky**

- › 1st › Kiel Week
- › 4th › Hempel World Cup Allianz Regatta
- › 6th › 2021 World Championships
- › 9th › French Olympic week Hyères

**ILCA 7**

**Matt Wearn OAM**

- › 2nd › Princess Sofia Trophy, Palma
- › 5th › French Olympic week Hyères

**Zac Littlewood**

- › 5th › 2021 World Championships
- › 8th › European Championships

**Luke Elliott**

- › 10th › 2021 World Championships

**Nacra 17**

**Jason Waterhouse & Lisa Darmanin**

- › 5th › French Olympic week Hyères
- › 10th › European Championships

The 2021-22 Australian Sailing Team

|                    |     |
|--------------------|-----|
| Mathew Belcher OAM | QLD |
| Lisa Darmanin      | NSW |
| Luke Elliott       | WA  |
| Zac Littlewood     | WA  |
| Jaime Ryan         | NSW |
| Will Ryan OAM      | NSW |
| Mara Stransky      | QLD |
| Jason Waterhouse   | NSW |
| Matt Wearn OAM     | WA  |

Australian Sailing Squad

The Australian Sailing Squad (ASS) operates within the AST and is the pathway to support emerging athletes. ASS athletes competed through the year with some strong results:

49er

Jack Ferguson & Max Paul

- › 2nd › Junior World Championships
- › 5th › Hempel World Cup Allianz Regatta

Jim Colley and Shaun Connor

- › 5th › European Championships

Tom Needham and Joel Turner

- › 4th › Kiel Week
- › 9th › European Championships

49erFX

Olivia Price and Evie Haseldine

- › 3rd › Hempel World Cup Allianz Regatta

Laura Harding and Annie Wilmot

- › 4th › Hempel World Cup Allianz Regatta

Tess Lloyd and Dervla Duggan

- › 10th › Hempel World Cup Allianz Regatta

Formula Kite

Breiana Whitehead

- › 6th › French Olympic week Hyères

ILCA 6

Elyse Ainsworth

- › 9th › Kiel Week
- › 9th › French Olympic week Hyères
- › 9th › Hempel World Cup Allianz Regatta
- › 10th › Princess Sofia Trophy, Palma

Zoe Thomson

- › 6th › Kiel Week

Casey Imeneo

- › 9th › Kiel Week

Mixed 470

Chris Charlwood and Amelia Catt

- › 2nd › Hempel World Cup Allianz Regatta

Nia Jerwood and Conor Nicholas

- › 10th › Hempel World Cup Allianz Regatta

Nacra 17

Jake Liddell and Lucy Copeland

- › 6th › Hempel World Cup Allianz Regatta

Australian Youth Team

The 2022 Australian Sailing Youth Team sent to the Allianz Youth Sailing World Championships in The Hague, The Netherlands was selected at the conclusion of the 2022 Victorian Youth Championships.

The team produced a strong performance, with Evie Saunders (2nd), Harry Joyner (4th) and Isabella Wilson & Kris Bilston (Nacra 15) securing top ten finishes.

The selected team was:

Windfoiling Boy

Harry Joyner (WA)

Windfoiling Girl

Charlotte Wormald (VIC)

Nacra 15

Isabella Wilson & Kris Bilston (QLD)

29er Boys

Daniel Links & Markus Sampson (NSW)

29er Girls

Sienna Brown & Darcy Robbins (NSW)

420 Boys

Ben Hinks & Carter Baker (SA)

420 Girls

Ellen Sampson & Fallon Catz (SA)

Kiteboarding

Oscar Timm (QLD)

Laser Radial Boy

Jack Eickmeyer (VIC)

Laser Radial Girl

Evie Saunders (NSW)



2022 Australian Sailing Youth Team



# Australian Sailing Team Patrons

The Australian Sailing Team Patrons are a group of high achieving individuals with a passion and commitment to sailing and Olympic competition, who financially support and interact with the Australian Sailing Team athletes.

The Australian Sailing Team Patrons provide essential additional funding and services for the competing athletes.

The Patrons provide the impetus for the team to attract and establish a comprehensive commercial partner program. The program was introduced with the inception of the Australian Sailing Team in March 2006 and includes the support of a small group of generous people from within the sailing community:

- Patrons:**
- > Robert Salteri (Patrons Coordinator)
  - > John Bacon
  - > Marcus Blackmore AM
  - > John Calvert-Jones AM
  - > David Gotze
  - > Dr Leslie Green
  - > Simon McKeon AO
  - > Andrew (Sandy) Oatley
  - > Lang Walker AO



Matt Wearn - Tokyo 2020 Olympic Gold Medalists in the Mens Laser Class / Image courtesy of Sailing Energy and World Sailing



# Barranjoey Pin

The Australian Sailing Team Alumni Program, the Barranjoey Pin, started in 2018. It is designed to acknowledge the legacy and history of Olympic and Paralympic class sailing in Australia, and recognise those athletes who have achieved the Australian Sailing Team standard since the Team’s establishment in 2006.



Every athlete who has represented Australia at either an Olympic Class World Sailing Championship, IYRU Women’s World Championship, Olympic Games or Paralympic Games prior to 2006 and achieved a Top 10 performance, as well as those athletes who qualified for the Australian Sailing Team after 2006, will receive a uniquely numbered Pin to commemorate their achievement.

The Barranjoey Pin is an embodiment of the great traditions and values of those who have competed and continue to compete at the highest level for Australia in sailing.

| Pin No. | Year | Class           | Event         | Name/s                    |
|---------|------|-----------------|---------------|---------------------------|
| 1       | 1948 | Star            | Olympic Games | Alexander 'Jock' Sturrock |
| 2       | 1948 | Star            | Olympic Games | Len Fenton                |
| 3       | 1948 | Firefly         | Olympic Games | Robert (Bob) French       |
| 4       | 1952 | Star            | Olympic Games | Bart Harvey               |
| 5       | 1952 | Dragon          | Olympic Games | Bevan Worcester           |
| 6       | 1952 | Dragon          | Olympic Games | Doug Buxton               |
| 7       | 1952 | Star            | Olympic Games | Kevin Wilson              |
| 8       | 1952 | Finn            | Olympic Games | Peter Attrill             |
| 9       | 1956 | Dragon          | Olympic Games | Brian Carolan             |
| 10      | 1956 | Finn            | Olympic Games | Colin Ryrie               |
| 11      | 1956 | 5.5             | Olympic Games | Devereaux Mytton          |
| 12      | 1956 | Dragon          | Olympic Games | Graham Drane              |
| 13      | 1956 | Dragon          | Olympic Games | James Carolane            |
| 14      | 1956 | Star            | Olympic Games | John Downey               |
| 15      | 1956 | 12m Sharpie     | Olympic Games | Malcolm Scott             |
| 16      | 1956 | 12m Sharpie     | Olympic Games | Rolland 'Rolly' Tasker    |
| 17      | 1958 | Flying Dutchman | Worlds        | Ian Palmer                |
| 18      | 1960 | Dragon          | Olympic Games | Alan Cain                 |
| 19      | 1960 | 5.5             | Olympic Games | David Bingham             |
| 20      | 1960 | 5.5             | Olympic Games | Ernest Wagstaff           |
| 21      | 1960 | Dragon          | Olympic Games | Harold Brooke             |
| 22      | 1960 | Dragon          | Olympic Games | John Coon                 |
| 23      | 1960 | Finn            | Olympic Games | Ron Jenyns                |
| 24      | 1962 | Flying Dutchman | Worlds        | Andrew White              |
| 25      | 1964 | 5.5             | Olympic Games | Bill Northam              |
| 26      | 1964 | Dragon          | Olympic Games | Ian Quartermain           |
| 27      | 1964 | Flying Dutchman | Olympic Games | Ian Winter                |

| Pin No. | Year | Class           | Event         | Name/s                      |
|---------|------|-----------------|---------------|-----------------------------|
| 28      | 1964 | 5.5             | Olympic Games | James 'Dick' Sargeant       |
| 29      | 1964 | Flying Dutchman | Olympic Games | John Dawe                   |
| 30      | 1964 | Star            | Olympic Games | Martin Visser               |
| 31      | 1964 | 5.5             | Olympic Games | Peter O'Donnell             |
| 32      | 1964 | Star            | Olympic Games | Thomas Owens                |
| 33      | 1965 | 5.5m            | Worlds        | Norman Booth                |
| 34      | 1968 | Flying Dutchman | Olympic Games | Carl Ryves                  |
| 35      | 1968 | Star            | Olympic Games | David Forbes                |
| 36      | 1968 | 5.5m            | Olympic Games | Sir James Hardy             |
| 37      | 1968 | Dragon          | Olympic Games | John Cuneo                  |
| 38      | 1968 | Dragon          | Olympic Games | John Ferguson               |
| 39      | 1968 | Star            | Olympic Games | Richard Williamson          |
| 40      | 1968 | 5.5m            | Olympic Games | Scott Kaufman               |
| 41      | 1968 | Dragon          | Olympic Games | Tom Anderson                |
| 42      | 1968 | 5.5m            | Olympic Games | William Solomons            |
| 43      | 1969 | Dragon          | Worlds        | Ross Bradbary               |
| 44      | 1969 | Dragon          | Worlds        | John Shaw                   |
| 45      | 1970 | Flying Dutchman | Worlds        | Craig Whitworth             |
| 46      | 1970 | Flying Dutchman | Worlds        | Robert Miller. (Ben Lexcen) |
| 47      | 1971 | Finn            | Worlds        | John Bertrand               |
| 48      | 1972 | Soling          | Olympic Games | Denis O'Neil                |
| 49      | 1972 | Tempest         | Olympic Games | Gordon Ingate               |
| 50      | 1972 | Star            | Olympic Games | John Anderson               |
| 51      | 1972 | Soling          | Olympic Games | Ken Berkeley                |
| 52      | 1972 | Flying Dutchman | Olympic Games | Mark Bethwaite              |
| 53      | 1972 | Tempest         | Olympic Games | Rob Thornton                |
| 54      | 1972 | Flying Dutchman | Olympic Games | Tim Alexander               |

| Pin No. | Year | Class           | Event         | Name/s            |
|---------|------|-----------------|---------------|-------------------|
| 55      | 1976 | Tornado         | Olympic Games | Brian Lewis       |
| 56      | 1976 | 470             | Olympic Games | Ian Brown         |
| 57      | 1976 | 470             | Olympic Games | Ian Ruff          |
| 58      | 1976 | Tempest         | Olympic Games | James Byrne       |
| 59      | 1976 | Tornado         | Worlds        | Jim Dachtler      |
| 60      | 1976 | Tempest         | Olympic Games | Jorn Hellner      |
| 61      | 1976 | Tornado         | Olympic Games | Warren Rock       |
| 62      | 1978 | 420             | Womens Worlds | Addy Bucek        |
| 63      | 1978 | Laser           | Womens Worlds | Lyndall Patterson |
| 64      | 1978 | 420             | Womens Worlds | Sophie Bucek      |
| 65      | 1978 | Laser           | Womens Worlds | Vanessa Dudley    |
| 66      | 1980 | Tornado         | Olympic Games | Barry Robson      |
| 67      | 1980 | 470             | Olympic Games | Garry Gietz       |
| 68      | 1980 | Soling          | Olympic Games | Gary Sheard       |
| 69      | 1980 | Finn            | Olympic Games | Geoff Davidson    |
| 70      | 1980 | Flying Dutchman | Olympic Games | Glenn Bourke      |
| 71      | 1980 | 470             | Olympic Games | Greg Johns        |
| 73      | 1980 | Star            | Olympic Games | Richard Coxon     |
| 74      | 1980 | Soling          | Olympic Games | Tim Dorning       |
| 75      | 1982 | Star            | Worlds        | Colin Bate        |
| 76      | 1982 | Soling          | Worlds        | Glenn Read        |
| 77      | 1982 | Soling          | Worlds        | Ian McDiarmid     |
| 78      | 1982 | Star            | Worlds        | Phil Baker        |
| 79      | 1982 | Soling          | Worlds        | William Packer    |
| 80      | 1983 | 470             | Womens Worlds | Jenny Lidgett     |
| 81      | 1983 | Soling          | Worlds        | Lachy Simpson     |
| 82      | 1983 | Soling          | Worlds        | Lloyd Lissiman    |



| Pin No. | Year | Class           | Event         | Name/s              |
|---------|------|-----------------|---------------|---------------------|
| 83      | 1983 | 470             | Womens Worlds | Nicola Bethwaite    |
| 84      | 1983 | Soling          | Worlds        | Peter Gilmour       |
| 85      | 1983 | Windsurfer      | Womens Worlds | Sarah Kenny         |
| 86      | 1984 | Tornado         | Olympic Games | Christopher Cairns  |
| 87      | 1984 | Finn            | Olympic Games | Chris Pratt         |
| 88      | 1984 | 470             | Olympic Games | Chris Tillett       |
| 89      | 1984 | Star            | Olympic Games | Colin Beashel       |
| 90      | 1984 | Soling          | Olympic Games | Dean Gordon         |
| 91      | 1984 | Tornado         | Worlds        | Graeme Harbour      |
| 92      | 1984 | Tornado         | Worlds        | Graeme Parker       |
| 93      | 1984 | WindGlider      | Olympic Games | Greg Hyde           |
| 94      | 1984 | Flying Dutchman | Olympic Games | James Cook          |
| 95      | 1984 | Flying Dutchman | Olympic Games | James Wilmot        |
| 96      | 1984 | 470             | Olympic Games | Richard Lumb        |
| 97      | 1984 | Tornado         | Olympic Games | Scott Anderson      |
| 98      | 1987 | Mistral Board   | Womens Worlds | Jessica Crisp       |
| 99      | 1987 | Star            | Worlds        | Sean Leonard        |
| 100     | 1988 | Tornado         | Olympic Games | Bradley Schafferius |
| 101     | 1988 | Flying Dutchman | Olympic Games | David Connor        |
| 102     | 1988 | Flying Dutchman | Olympic Games | Gary Smith          |
| 103     | 1988 | Star            | Olympic Games | Greg Torpy          |
| 104     | 1988 | 470             | Olympic Games | Karyn Gojnich       |
| 105     | 1988 | Soling          | Olympic Games | Matthew Percy       |
| 106     | 1988 | Soling          | Olympic Games | Robert Wilmot       |
| 107     | 1988 | Tornado         | Olympic Games | Roger Colman        |
| 108     | 1989 | Tornado         | Worlds        | Allan Goddall       |
| 109     | 1989 | Tornado         | Worlds        | Greg Cann           |

| Pin No. | Year | Class         | Event         | Name/s              |
|---------|------|---------------|---------------|---------------------|
| 110     | 1990 | Laser Radial  | Worlds        | Jacqueline Ellis    |
| 111     | 1992 | Single Handed | Olympic Games | Christine Bridge    |
| 112     | 1992 | Star          | Olympic Games | David Giles         |
| 113     | 1992 | Lechner Board | Olympic Games | Fiona Taylor        |
| 114     | 1992 | Tornado       | Olympic Games | John Forbes         |
| 115     | 1992 | Lechner Board | Olympic Games | Lars Kleppich       |
| 116     | 1992 | Soling        | Olympic Games | Michael Mottl       |
| 117     | 1992 | Tornado       | Olympic Games | Mitch Booth         |
| 118     | 1992 | Soling        | Olympic Games | William Hodder      |
| 119     | 1995 | Laser Radial  | Worlds        | Heidi Gordon        |
| 120     | 1996 | Tornado       | Olympic Games | Andrew Landenberger |
| 121     | 1996 | Mistral Board | Olympic Games | Brendan Todd        |
| 122     | 1996 | Soling        | Olympic Games | Matt Hayes          |
| 123     | 1996 | Laser         | Olympic Games | Michael Blackburn   |
| 124     | 1996 | Mistral Board | Olympic Games | Natasha Sturgess    |
| 125     | 1996 | 470           | Olympic Games | Owen McMahon        |
| 126     | 1996 | Finn          | Olympic Games | Paul McKenzie       |
| 127     | 1996 | Soling        | Olympic Games | Steve Jarvin        |
| 128     | 1996 | Soling        | Olympic Games | Steven McConaghy    |
| 129     | 1996 | 470           | Olympic Games | Tom King            |
| 130     | 1997 | Tornado       | Worlds        | Adam Beashel        |
| 131     | 1997 | 49er          | Worlds        | John Boyd           |
| 132     | 1999 | 49er          | Worlds        | Ed Smyth            |
| 133     | 1999 | 49er          | Worlds        | Emmett Lazich       |
| 134     | 1999 | 49er          | Worlds        | Teague Czislawski   |
| 135     | 2000 | Finn          | Olympic Games | Anthony Nossiter    |
| 136     | 2000 | 470           | Olympic Games | Belinda Stowell     |

| Pin No. | Year | Class         | Event         | Name/s           |
|---------|------|---------------|---------------|------------------|
| 137     | 2000 | 49er          | Olympic Games | Chris Nicholson  |
| 138     | 2000 | 49er          | Olympic Games | Daniel Phillips  |
| 139     | 2000 | Tornado       | Olympic Games | Darren Bundock   |
| 140     | 2000 | Soling        | Olympic Games | David Edwards    |
| 141     | 2000 | Sonar         | Paralympics   | Graeme Martin    |
| 142     | 2000 | Sonar         | Paralympics   | Jamie Dunross    |
| 143     | 2000 | 470           | Olympic Games | Jenny Armstrong  |
| 144     | 2000 | Soling        | Olympic Games | Joshua Grace     |
| 145     | 2000 | 470           | Olympic Games | Mark Turnbull    |
| 146     | 2000 | Europe Dinghy | Olympic Games | Melanie Dennison |
| 147     | 2000 | Soling        | Olympic Games | Neville Wittey   |
| 148     | 2000 | Sonar         | Paralympics   | Noel Robins      |
| 149     | 2000 | 2.4m          | Paralympics   | Peter Thompson   |
| 150     | 2002 | 2.4m          | Worlds        | Michael McLean   |
| 151     | 2004 | 49er          | Olympic Games | Gary Boyd        |
| 152     | 2004 | Yngling       | Olympic Games | Kristen Kosmala  |
| 153     | 2004 | 2.4m          | Worlds        | Lachlan Gilbert  |
| 154     | 2004 | 470           | Olympic Games | Malcolm Page     |
| 155     | 2004 | 470           | Olympic Games | Nathan Wilmot    |
| 156     | 2004 | Europe Dinghy | Olympic Games | Sarah Blanck     |
| 157     | 2005 | Star          | Worlds        | Andrew Palfrey   |
| 158     | 2005 | Yngling       | Worlds        | Helen Impey      |
| 159     | 2005 | Star          | Worlds        | Iain Murray      |
| 160     | 2005 | Finn          | Worlds        | Joshua Beaver    |
| 161     | 2006 | RSX           | AST           | Allison Shreeve  |
| 162     | 2006 | Yngling       | AST           | Angela Farrell   |
| 163     | 2006 | 49er          | AST           | Ben Austin       |



Barranjoey Pin recipients, Royal Melbourne Yacht Squadron. December 2018.



| Pin No. | Year | Class   | Event | Name/s            |
|---------|------|---------|-------|-------------------|
| 164     | 2006 | Finn    | AST   | Brendan Casey     |
| 165     | 2006 | 470     | AST   | Elise Rechichi    |
| 166     | 2006 | Tornado | AST   | Glenn Ashby       |
| 167     | 2006 | Yngling | AST   | Krystal Weir      |
| 168     | 2006 | 470     | AST   | Mat Belcher       |
| 169     | 2006 | 49er    | AST   | Nathan Outteridge |
| 170     | 2006 | 470     | AST   | Nick Behrens      |
| 171     | 2006 | 470     | AST   | Tessa Parkinson   |
| 172     | 2006 | Laser   | AST   | Tom Slingsby      |
| 173     | 2009 | Sonar   | AST   | Colin Harrison    |
| 174     | 2009 | Skud 18 | AST   | Daniel Fitzgibbon |
| 175     | 2009 | Skud 18 | AST   | Rachael Cox       |
| 176     | 2009 | Sonar   | AST   | Russell Boaden    |
| 177     | 2010 | 49er    | AST   | Iain Jensen       |
| 178     | 2010 | WMR     | AST   | Jessica Eastwell  |
| 179     | 2010 | WMR     | AST   | Katie Spithill    |
| 180     | 2010 | WMR     | AST   | Lucinda Whitty    |
| 181     | 2010 | WMR     | AST   | Nicky Souter      |
| 182     | 2010 | WMR     | AST   | Nina Curtis       |
| 183     | 2010 | WMR     | AST   | Olivia Price      |
| 184     | 2011 | Skud 18 | AST   | Ame Barnbrook     |
| 185     | 2011 | Skud 18 | AST   | Lindsay Mason     |
| 186     | 2012 | Laser   | AST   | Ash Brunning      |
| 187     | 2012 | Sonar   | AST   | Jonathan Harris   |
| 188     | 2012 | Skud 18 | AST   | Leisl Tesch       |
| 189     | 2012 | Sonar   | AST   | Stephen Churm     |
| 190     | 2012 | Laser   | AST   | Tom Burton        |

| Pin No. | Year | Class        | Event         | Name/s            |
|---------|------|--------------|---------------|-------------------|
| 191     | 2013 | 2.4m         | AST           | Matt Bugg         |
| 192     | 2013 | 470          | AST           | Sarah Cook        |
| 193     | 2013 | 470          | AST           | Will Ryan         |
| 194     | 2014 | 49erFX       | AST           | Caitlin Elks      |
| 195     | 2014 | Nacra 17     | AST           | Jason Waterhouse  |
| 196     | 2014 | Nacra 17     | AST           | Lisa Darmanin     |
| 197     | 2014 | Laser        | AST           | Matt Wearn        |
| 198     | 2015 | Finn         | AST           | Jake Lilley       |
| 199     | 2016 | Laser Radial | AST           | Ashley Stoddart   |
| 200     | 2016 | 470          | AST           | Carrie Smith      |
| 201     | 2016 | 470          | AST           | Jaime Ryan        |
| 202     | 2016 | Finn         | AST           | Oliver Tweddell   |
| 203     | 2016 | 49er         | AST           | Sam Phillips      |
| 204     | 2016 | 49er         | AST           | Will Phillips     |
| 205     | 2017 | 49er         | AST           | David Gilmour     |
| 206     | 2017 | 49er         | AST           | Joel Turner       |
| 207     | 1999 | 49er         | Worlds        | Euan McNicol      |
| 208     | 2018 | Nacra 17     | Worlds        | Haylee Outteridge |
| 209     | 1992 | 470          | Olympic Games | Jeni Danks        |
| 210     | 2019 | Laser Radial | AST           | Mara Stransky     |
| 211     | 1984 | Windglider   | Olympic Games | Stuart Gilbert    |
| 212     | 2019 | 470          | AST           | Nia Jerwood       |
| 213     | 2019 | 470          | AST           | Monique de Vries  |
| 214     | 1987 | Laser        | Worlds        | Stuart Wallace    |

# Australian Sailing Awards

The 2021 Australian Sailing Awards - held online due to the unpredictable COVID-19 landscape – celebrated the Australian Sailing community and its success, with National finalists chosen from amongst each state’s finest.



Olympic champions Mat Belcher and Will Ryan along with Nacra 17 crew Lisa Darmanin created history, taking out Male Sailor of the Year and Female Sailor of the Year awards for the fifth and fourth times respectively.

Their award totals are records in their respective categories, and were announced during a one-hour online virtual event hosted by Gordon Bray AM.

The 2021 Male Sailor of the Year award was Belcher’s sixth, having won his first in 2012 with Olympic crew Malcolm Page. It was a hotly contested category, with Belcher and Ryan narrowly edging fellow Tokyo gold medalist Matt Wearn.

Darmanin’s fourth gong is two more than any other winner in the history of the Female Sailor of the Year Award which was introduced in 1996.

The Ocean Racing Club of Victoria claimed the prestigious Club of the Year Award after an impressive season where they hosted nine

major sailing events whilst also growing club membership by 35% and training participation by 76%.

Max Gundy from Lane Cove 12ft Sailing Skiff Club was named the volunteer of the year for his impressive efforts as Commodore which included navigating the club through the a disastrous fire (which destroyed their storage shed and the 42 boats within it) and the subsequent redevelopment.

One of only 2 female International Race Officers in Australia, Louise Davis was also recognised as the Official of the Year after her impressive efforts at Regatta’s Australia wide.

The full list of winners of the 2021 Australian Sailing Awards included:

**Male Sailor of the Year**  
**Mat Belcher & Will Ryan**  
Royal Queensland Yacht Squadron/  
Royal Sydney Yacht Squadron/  
Newcastle Cruising Yacht Club/  
Cruising Yacht Club of Australia/  
Southport Yacht Club (QLD/NSW)

**Female Sailor of the Year**  
**Lisa Darmanin**  
Manly 16ft Skiff Club/  
Middle Harbour Yacht Club (NSW)

**Youth Sailor of the Year**  
**James Jackson & Harrison Chapman**  
Mornington Yacht Club/Royal  
Brighton Yacht Club (VIC)

**Para Sailor of the Year**  
**Chris Symonds**  
Wynyard Yacht Club (TAS)

**Offshore Sailor of the Year**  
**Duncan Hine**  
Derwent Sailing Squadron (TAS)

**Coach of the Year**  
**Michael Blackburn**  
Australian Sailing Team (NSW)

**Club of the Year**  
**Ocean Racing Club of Victoria** (VIC)

**Volunteer Award**  
**Max Gundy**  
Lane Cove 12ft Sailing Skiff Club (NSW)

**Instructor of the Year**  
**Andrew Omotosho**  
Newcastle Cruising Yacht Club (NSW)

**Official of the Year**  
**Louise Davis**  
Wynnum Manly Sailing Club (QLD)

**Sport Promotion Award**  
**Ocean Racing Club of Victoria** (VIC)

**Sports Professional Award**  
**Justine Kirkjian**  
Cruising Yacht Club of Australia (NSW)

**SheSails Award**  
**Swan River Sailing** (WA)

**Sustainability Award**  
**Swan River Sailing** (WA)

**President’s Award**  
**Garry Langford** (TAS)



Mat Belcher & Will Ryan - Male Sailor of the Year



Lisa Darmanin - Female Sailor of the Year



Australian Sailing Limited  
ABN 26 602 997 562  
30 June 2022

# Annual Financial Report

60

PAGE 60  
Directors' Report

69

PAGE 69  
Auditor's  
Independence  
Declaration

70

PAGE 70  
Statement of Profit  
or Loss and Other  
Comprehensive Income

71

PAGE 71  
Statement of  
Financial Position

72

PAGE 72  
Statement of  
Changes in Equity

73

PAGE 73  
Statement  
of Cash Flows

74

PAGE 74  
Notes to the  
Financial Statements

91

PAGE 91  
Directors'  
Declaration

92

PAGE 92  
Independent  
Auditor's Report



# Directors' Report

The Directors of Australian Sailing Limited present their Report together with the financial statements of the company for the year ended 30 June 2022 and the Independent Audit Report thereon.

### Directors

The following persons were Directors of the Company during or since the end of the financial year.

**Daniel Belcher**  
President since 19th October 2019,  
Director since 18th October 2014

**Alistair Murray AM**  
Vice President since 19th October 2019,  
Director since 29th October 2016

**Jennifer Maclean**  
Director since 6th November 2015

**Joanne Keen**  
Director since 29th October 2016

**Cole Michael Lissiman OAM**  
Director since 29th October 2016

**Shevaun Bruland**  
Director since 19th October 2019

**Suzanne Davies**  
Director since 19th October 2019

**Grant Simmer OAM**  
Appointed 31st August 2021

**Richard Hudson**  
Elected 21st October 2021

**Gary Langford**  
Retired 21st October 2021

### Principal activities

During the year, the principal continuing activities of the Company were to act as the National Sporting Organization (NSO) for the sport of sailing in Australia including:

- › In collaboration with the state and territory Member Yachting Associations (MYA's) and Federal Government agencies, set objectives, plans and priorities to deliver a successful and growing future for sailing.
- › Implement the Australian Sailing Strategic Plan which determines the priority strategies, initiatives, programs and policies.
- › Represent sailing to the Federal Government advocating the interests of its member associations and their member clubs on a range of issues including those that affect the sport, safety, communication and the environment.
- › Develop world class athletes including the management of the Olympic, Para-sailing, Youth and State Sailing Performance Pathway programs.
- › Represent Australian sailing as a member of World Sailing to influence international sailing policy and regulations.

- › Support club based competitive sailing and assist clubs to increase participation in sailing.
- › Provide pathways for sailors and officials with relevant training and development opportunities to provide internationally and commercially recognised sailing and boating qualifications.
- › General support for clubs and their members including insurance, IT platforms, and organising National and State Committees to implement major plans, policies and programs.

There has been no significant change in the nature of these activities during the year.

### Short-term and Long-term Objectives

The Company has developed and implemented the Strategic Plan for Australian Sailing 2022-2032. The three strategic pillars and their related short-term and long term objectives are:

**Support: *An enhanced Sailing delivery system delivering positive and rewarding Sailing experiences.***

- › All clubs and centres access Australian Sailing programs and support to help them deliver Sailing to their communities and achieve their goals

**Grow: *More people on the water, in more ways, more often.***

- › Sailing is safer, more visible, accessible, relevant and rewarding

**Win: *#1 Olympic Sailing nation in the world, uniting and inspiring Australia.***

- › Consistently winning multiple medals
- › Produce and retaining a pipeline of athlete and coach talent
- › Have a positive influence on retaining and growing our Sailing community

### Strategy for achieving short and long-term objectives

The Company has developed and documented key strategies and key performance indicators as part of it's Strategic Plan for Australian Sailing 2022-32, and uses these to measure its performance.



Australian Sailing Limited  
Directors' Report

Operating Results for the Year

Total Revenue for Australian Sailing Limited was \$17,663,644 compared to \$16,587,684 in the prior year.

Total Expenses for the year were \$16,655,777 compared to \$15,256,351 in the prior year.

The total surplus reported for Australian Sailing Limited is \$1,007,867 compared to \$1,365,315 in the prior year.

The net surplus across all the Service departments was \$636,081. The net surplus across the Performance departments was \$371,786, this amount being the recognition of revenue for assets purchased using grant funding.

Revenue

Total revenue across all departments was \$17,663,644. Revenue includes Grants of \$12,037,466 (68% of the total revenue), Other Income \$772,734 (4%), Club Membership fees of \$2,373,556 (13%), Training and Services revenue \$1,807,077 (10%).

Total Grant revenue includes the base Sport Australia high performance grant of \$7,986,000 and participation funding of \$650,000.

Grants are recognized as revenue as they are spent, with unspent amounts carried forward to future

years. During the current year, expenditure exceeded grant receipts and carried forward grants of \$801,457 were applied and recognized in revenue, mainly attributable to Sport Australia high performance grants. Grants carried forward in deferred revenue total \$3,123,225, including high performance grants of \$1,903,020.

Membership fees include the affiliation fees paid by our 352 clubs across Australia total \$2,373,556. The 2021/22-year invoices were discounted to take into account the ongoing impact of the COVID-19 Pandemic on all our clubs.

Training and services revenue of \$1,807,077, includes Training courses \$393,976, Enrolment fees \$211,017, Instructor registrations \$124,257, Service fees \$362,915 and Rating certificates \$292,505.

Sponsorship revenue was \$623,469, of which \$281,545 is cash and \$341,924 is value in kind (VIK).

Donations from our patrons through the Australian Sports Foundation were \$49,342.

Other income was \$772,734 mainly from the NSW Government Jobsaver subsidy and NSW Government COVID support grants.

Expenses

Total expenses across all departments were \$16,655,777.

The main expenses being for Employee Benefits Expense at \$6,929,943 (42% of the total costs) and contractors for \$1,692,891 (10%).

Other major cost items being travel related costs of \$1,707,362 (10%) and athlete funding of \$1,442,853 (9%).

Balance Sheet

Cash at year end was \$8,080,707 up \$813,342 from the prior year end balance.

Grants in Advance from Federal and State Governments and the AOC total \$3,123,225. These are retained on our balance sheet for future use in line with Grant funding guidelines.

The High Performance Capital asset fund balance remaining at 30th June 2022 is \$492,365. This fund is separated for future high-performance asset purchases.

Australian Sailing Limited  
Directors' Report

Significant Changes in the state of affairs

There were no significant changes to the state of affairs of the Company during the year.

Dividends

The Company is a not-for-profit organisation and is prevented by its constitution from paying dividends.

Directors meetings

The number of meetings of Directors held during the year and the number of meetings attended by each Director, is as follows:

Meetings of Directors

|                                      | Held | Eligible to attend | Attended |
|--------------------------------------|------|--------------------|----------|
| Daniel Belcher                       | 10   | 10                 | 10       |
| Alistair Murray                      | 10   | 10                 | 10       |
| Joanne Keen                          | 10   | 10                 | 7        |
| Cole Michael Lissiman                | 10   | 10                 | 10       |
| Jennifer Maclean                     | 10   | 10                 | 10       |
| Shevaun Bruland                      | 10   | 10                 | 10       |
| Suzanne Davies                       | 10   | 10                 | 10       |
| Grant Simmer                         | 10   | 9                  | 9        |
| Richard Hudson                       | 10   | 6                  | 5        |
| Gary Langford (Retired 21st October) | 10   | 4                  | 4        |

Australian Sailing Limited  
Directors' Report

Information on Directors

Daniel Belcher

LLB/B.Com (Accounting),  
MBA, Graduate AICD

President since 19th October 2019

Independent Non-Executive  
Director of Australian Sailing Limited  
since 18th October 2014.

- › Chairman of High-Performance Advisory Committee since 2020
- › Secretary-General of Oceania Sailing Federation since October 2019.
- › Member of World Sailing Council (Since 2020)
- › Member of World Sailing Events Committee (Since 2020)
- › Chairman of World Sailing Quota and Qualification (Since 2020)
- › Co-founder and Director of Melanoma Patients Australia, a non-profit organisation
- › Member of Australian Sailing Squad and AIS Scholarship Holder 2000-2004 (470 Class) winning international, Australian, and state titles
- › Winner of International 420 World and World Junior Championships in 2000.
- › Daniel is the Managing Director of Redwood North, a mid-market Private Equity firm. Previously Daniel was a management consultant with McKinsey & Co in New York and Sydney.

Alistair Murray AM

Vice President since 19th October 2019

Independent Non-Executive Director  
of Australian Sailing Limited since  
29th October 2016.

- › Member of Australian Sailing Strategic Advisory Committee.
- › 46 years with international yacht fittings market leader, Ronstan; following 20 years as CEO, currently Chairman.
- › Awarded an AM in 2017 for services to sailing, as a supporter of young sports people, and to the manufacturing and export industries.
- › Has been involved in numerous activities to promote sailing, including Chairman of the International Sailing Summit and Board memberships of Sail Melbourne, Sail America, Volvo Ocean Race Stopover and Sandringham Yacht Club.
- › Past Board member of Boating Industry Association of Victoria and President of the marine industry export body, AIMEX.
- › Recognised with numerous awards, including Austrade Export Hero, a Federal Government Centenary Award, Australian Manufacturing Hall of Fame, Victorian Governor's Export Award, US Sailing Industry Award for Outstanding Contribution, Australian Sailing Lifetime

Achievement Award and BIAV  
Industry Champion Awards.

- › Life member of AIMEX, Tasar Association of Victoria, Bayside Business Network and Boating Industry of Victoria.
- › Has sailed numerous classes of dinghies and keelboats, winning numerous State and National Titles, and a World Masters Championship in Tasars.

Jennifer Maclean

Juris Doctor in Law, Master of  
Sport Management, Grad. Dip  
Arts in Recreation, B.App Science  
(Distinction in Medical Biophysics  
and Scientific Instrumentation)

Independent Non-Executive  
Director of Australian Sailing Limited  
since 6th November 2015.

- › Member and former Chair of the Australian Sailing National Safety Committee
- › Senior Commercial Lawyer at Frasers Property Industrial Australia
- › Past director of Yachting Victoria (YV) and chair of YV Risk Management & Safety Committee
- › Former Commodore of Blairgowrie Yacht Squadron
- › Prior to her career in law, she was a leader in the national and state water safety and aquatic recreation industry working for peak not-for-profit organizations

Australian Sailing Limited  
Directors' Report

- › Former director and life member of Life Saving Victoria
- › Former director and life member of Aquatics & Recreation Victoria
- › Active club sailor in her Beneteau First 40; enjoys racing and cruising in her Beneteau Cyclades 43.3 in the Whitsundays.

Joanne Keen

LLB(Hons), LLM, Member (AICD),  
Member (ACLA)

Independent Non-Executive  
Director of Australian Sailing Limited  
since 29th October 2016.

- › Former member of Ethics Commission of World Sailing
- › Former Director of Share the Dignity a not-for-profit organisation supporting women and girls.
- › Former Director of the Leukaemia Foundation of Queensland
- › Extensive experience as a General Counsel and senior executive in energy and transport.
- › Recipient of Rotary Ambassadorial Scholarship.
- › Has sailed Hobie 16s at State, National and International level. Competed in Brisbane to Gladstone yacht race, sailed east coast of Australia with her husband for 6 months, and enjoys kitesurfing and sailing with her family in their catamaran.

Cole Michael (“Skip”)  
Lissiman OAM

GradDipBus (Marketing),  
DipEng (Surveying)

Independent Non-Executive Director  
of Australian Sailing Limited since  
29th October 2016.

- › Chairman of Audit and Risk Committee 2021 to 2022.
- › Executive Chairman of Poppy Lissiman & Co Pty Ltd, a family global on-line fashion accessories business.
- › Managing Director of Skue Holdings Pty Ltd trading as Skip Lissiman Consulting.
- › CEO from 1991 – 2016 of Western Australian Yachting Foundation.
- › Founding Board member of Western Australia 2011 Pty Ltd from 2006 to 2011, hosting the ISAF 2011 sailing world championships off Fremantle in December 2011.
- › Past Vice President of International 12m Class Association
- › Four America's Cups including three representing Australia, (including crew member on the 1983 AC winner 'Australia II') and one as Senior Manager and Team coach for 2003 Swedish Americas Cup team.
- › Project manager for Alan Bond's Americas Cup campaigns from 1983 to 1990.

- › Competed in 6 Sydney to Hobart races, including line honours in 1990 as sailing master on 'Drumbeat'.
- › Has represented Australia in international sailing competition over 40 times.
- › On going active sailor in many different dingy and keel boats throughout Australian and internationally, including winning Australian championships in Etchells, J24's & Match Racing.
- › Awarded Order of Australia Medal (OAM) in 1984 for services to yachting.
- › Advance Australia Award for outstanding contribution to yachting in 1983.
- › Australian Sports Medal in 2000.
- › Inducted into Sport Australia Hall of Fame, 'Team Sport Australia Award' as a member of winning 1983 Americas Cup 'Australia II crew'
- › Inducted into Australian Sailing Hall of Fame, as a member 'the Team of Australia II'



Australian Sailing Limited  
Directors' Report

**Shevaun Bruland**  
**B.Physio(Hons) MPH,**  
**Graduate AICD**

Independent Non-Executive Director of Australian Sailing Limited since 19th October 2019.

- › Member of World Sailing Equipment Committee (since 2020)
- › Previous board member and President of Yachting South Australia (2014-2019)
- › Australian Institute of Company Directors NFP scholarship recipient, 2017
- › Inshore and offshore keelboat racing, competing in Sydney to Hobart (2005, 2014, 2015) and many other offshore races and regattas around Australia (2002-2019)
- › One-design racing at state and national level in Melges 24 (since 2012) and Tasar (since 2007), and previously in Etchells (2005-2008).
- › Shevaun worked as a clinical Physiotherapist then undertook a Master of Public Health, consulting in occupational injury prevention and management.
- › Shevaun now manages a busy medical practice and her family business interests, as well as parenting two daughters involved in junior sailing.
- › Recreational kiteboarder since 2018

**Suzanne Davies**  
**B.Bus (Int),**  
**Graduate AICD**

Independent Non-Executive Director of Australian Sailing Limited since 19th October 2019.

- › Suzanne sails at The Royal Prince Alfred Yacht Club in the Women's Twilight Series.
- › Suzanne has extensive board experience both as a Director and working with a Board as a General Manager/CEO.
- › Served as a Director on the Board of the Marina Industries Association 2012-2020 and as Treasurer from 2013.
- › Currently the CEO of the Marina Industries Association, Suzanne has a background in senior leadership roles in the marina and yacht club industry.
- › CEO of d'Álbora Marinas and spent over 12 years as the General Manager of The Royal Prince Alfred Yacht Club, during which time she participated in a number of Australian Sailing committees and focus groups.
- › Five years in the education sector as an undergraduate lecturer and began her career with a decade marketing international hotel both in Australia and overseas.

**Grant Simmer OAM**  
**B.Eng (Hons),**  
**Graduate AICD**

Independent Director of Australia Sailing Limited since 31st August 2021

- › Director of the Australian Yachting Federation from 1996 to 2000
- › Director of the Ocean Racing Club of Australia from 1995 to 2000
- › Co-owner of North Sails Australia from 1984 to 2000
- › Consultant to INEOS Britannia America's Cup Challenge 2021-Current
- › CEO of INEOS Team UK from 2018 to 2021
- › General Manager Oracle Team USA from 2012 to 2017
- › Inducted Americas Cup Hall of Fame in 2013
- › Inducted into Sport Australia Hall of Fame, 'Team Sport Australia Award' as a member of winning 1983 Americas Cup 'Australia II crew' in 2002
- › Inaugural inductee to the Australian Sailing Hall of Fame as a member of the Team of Australia II in 2017
- › Inducted into the CYCA Hall of Fame in 2020
- › Participated in 11 America's Cup Campaigns, winning four of those
- › Navigator for Australia II in 1983

Australian Sailing Limited  
Directors' Report

- › Design Coordinator for One Australia in 1995, Alinghi from 2000 to 2004
- › Design Coordinator and Managing Director of Alinghi from 2004 to 2010
- › Represented Australia in five Admiral's Cups
- › Represented Australia in three Kenwood Cups
- › Has competed in 20 Sydney Hobart races, recording one win, two second places and three line honours victories
- › Tactician for one Farr 40 World Championship and three second places
- › Two Australian Etchells Championship wins as well as one second place and one third at the Etchells World Championships as crew
- › Awarded Order of Australia Medal (OAM) in 1984 for services to yachting

**Richard Hudson**  
**B. Com University of NSW,**  
**Chartered Accountant**

Independent Director of Australia Sailing Limited since 21st October 2021

- › Managing Director Quest Chartered Accountants 1983-2022
- › Chair of Invetus Pty Limited 2017-Current
- › Company Secretary Veterinary Holdings Group
- › Chair of McConaghy Group 2012-2017
- › Past Commodore The Royal Prince Alfred Yacht Club
- › Past Chair The Royal Prince Alfred Yacht Club
- › Life Member RPAYC
- › Former Chair & Director YNSW; 2011-2014
- › President International MC38 Class Association; 2011 to current Rules, Protest & Umpire Committee RPAYC. Chairman since 2018
- › Competing in over 135 Category 1 & 2 Offshore races (over 200nm), including 14 Sydney to Hobart.
- › 20 Overall wins in Offshore races, including 5 Brisbane to Gladstone, 4 Sydney to Mooloolaba, 3 Sydney to Gold Coast.

**Garry Langford**  
**(Retired 21st October 2021)**

Independent Non-Executive Director of Australian Sailing Limited since 18th October 2014.

- › Director of Yachting Australia Incorporated from 19th October 2013 to 18th October 2014.
- › Chair of Audit and Risk Committee 2016 to 2020.
- › Consultant in the international development, protection and management of new fruit products for USA, EU and Australian based clients;
- › Past President of Yachting Tasmania; sailed in 3 Sydney to Hobart Yacht races in the 80's;
- › Established Tasmanian elite development program with the Tasmanian Institute of Sport;
- › Life member of the Association of Apex Clubs;
- › Awarded Churchill Fellowship in 1994;
- › Past Director and current member of International Fruit Tree Association (USA).

Australian Sailing Limited  
Directors' Report

Significant Events after the  
Reporting Date

There were no significant events after balance date.

Corporate Information

Australian Sailing Limited is a company limited by guarantee that is incorporated and domiciled in Australia.

The registered office and principal place of business is:  
Tenancy 1001 120 High Street  
North Sydney NSW 2060

Likely developments and  
expected results

There are no likely developments which may affect either the Company's operations or expected results of those operations.

Environmental regulation

The Company's operations are subject to various environmental regulations under both Commonwealth and State legislation. The Board believes that the Company has adequate systems in place for the management of its environmental requirements and is not aware of any breach of those environmental requirements as they apply to the Company.

Indemnification and insurance of  
directors and officers

During or since the financial year, the Company has paid premiums in respect of a contract insuring all the directors of Australian Sailing Limited against legal costs incurred in defending proceedings for conduct involving:

- (a) a wilful breach of duty; or
- (b) a contravention of sections 182 or 183 of the Corporations Act 2001, as permitted by section 199B of the Corporations Act 2001.

The amount of the premium cannot be disclosed due to policy conditions.

Indemnification of auditors

To the extent permitted by law, the Company has agreed to indemnify its auditors, Ernst & Young, as part of the terms of its audit engagement agreement against claims by third parties arising from the audit (for an unspecified amount). No payment has been made to indemnify Ernst & Young during or since the financial year.

Membership

The Company is limited by guarantee and without a share capital.

The number of members as at 30 June 2022 is eight (8) (2021: 8).

Contribution in Winding Up

The Company is incorporated under the Corporations Act 2001 and is a company limited by guarantee. If the Company is wound up, the constitution states that each member is required to contribute a maximum of \$1 each towards meeting any outstanding obligations of the entity. At 30 June 2022, the total amount that members of the Company are liable to contribute if the Company is wound up is \$8 (2021: \$8).

Auditor's Independence  
Declaration

A copy of the Auditor's Independence Declaration as required under Section 307C of the Corporations Act 2001 is included at page 69 of this financial report and forms part of the Directors' Report.

Signed in accordance with a resolution of the Directors.



**Daniel Belcher**  
Director  
Dated the 30th September 2022



Ernst & Young  
200 George Street  
Sydney NSW 2000 Australia  
GPO Box 2646 Sydney NSW 2001

Tel: +61 2 9248 5555  
Fax: +61 2 9248 5959  
ey.com/au

Auditor's Independence Declaration to the Directors of Australian Sailing Limited

As lead auditor for the audit of the financial report of Australian Sailing Limited for the financial year ended 30 June 2022, I declare to the best of my knowledge and belief, there have been:

- a) no contraventions of the auditor independence requirements of the *Corporations Act 2001* in relation to the audit;
- b) no contraventions of any applicable code of professional conduct in relation to the audit; and
- c) no non-audit services provided that contravene any applicable code of professional conduct in relation to the audit.



Ernst & Young



Daniel Cunningham  
Partner  
Date: 30 September 2022



Australian Sailing Limited

Statement of Profit or Loss  
and Other Comprehensive Income

for the year ended 30 June 2022

|   | Note      | 2022<br>\$        | 2021<br>\$        |
|---|-----------|-------------------|-------------------|
| <b>Revenue</b>  |           |                   |                   |
| Revenue from contracts with customers                 | 3.1       | 16,890,910        | 14,252,030        |
| Other Income  | 3.2       | 772,734           | 2,335,654         |
| <b>Total Revenue</b>                                  |           | <b>17,663,644</b> | <b>16,587,684</b> |
| <b>Expenses</b>                                       |           |                   |                   |
| Employee Benefits Expense                             | 4         | 6,929,943         | 6,827,681         |
| Depreciation Expense                                  |           | 926,737           | 930,409           |
| Operating Expenses                                    | 5         | 8,799,097         | 7,498,261         |
| <b>Total Expenses</b>                                 |           | <b>16,655,777</b> | <b>15,256,351</b> |
| <b>Profit from Continuing Operations for the Year</b> |           | <b>1,007,867</b>  | <b>1,331,333</b>  |
| <b>Other Comprehensive Income for the Year</b>        | <b>15</b> | <b>-</b>          | <b>33,982</b>     |
| <b>Total Comprehensive Profit for the Year</b>        |           | <b>1,007,867</b>  | <b>1,365,315</b>  |

The above Statement of Profit or Loss and Other Comprehensive Income should be read in conjunction with the notes to the financial statements.

Australian Sailing Limited

Statement of Financial Position

as at 30 June 2022

|                                      | Note      | 2022<br>\$        | 2021<br>\$        |
|--------------------------------------|-----------|-------------------|-------------------|
| <b>Assets</b>                        |           |                   |                   |
| <b>Current Assets</b>                |           |                   |                   |
| Cash                                 | 6         | 8,080,707         | 7,267,365         |
| Trade and Other Receivables          | 7         | 96,103            | 267,293           |
| Prepayments & Other Assets           | 8         | 449,576           | 626,915           |
| Other Financial Assets               | 9         | 152,468           | 163,270           |
| <b>Total Current Assets</b>          |           | <b>8,778,854</b>  | <b>8,324,843</b>  |
| <b>Non-Current Assets</b>            |           |                   |                   |
| Trade and Other Receivables          | 7         | 31,181            | 47,897            |
| Other Financial Assets               | 9         | -                 | 5,947             |
| Property, Plant & Equipment          | 10        | 4,671,910         | 4,736,771         |
| <b>Total Non-Current Assets</b>      |           | <b>4,703,091</b>  | <b>4,790,615</b>  |
| <b>Total Assets</b>                  |           | <b>13,481,945</b> | <b>13,115,458</b> |
| <b>Liabilities</b>                   |           |                   |                   |
| <b>Current Liabilities</b>           |           |                   |                   |
| Trade and Other Payables             | 11        | 942,142           | 1,043,089         |
| Deferred Revenue                     | 12        | 3,123,225         | 3,913,565         |
| Employee Benefits Liabilities        | 13        | 789,616           | 684,759           |
| Lease Liabilities                    | 14        | 540,420           | 344,541           |
| <b>Total Current Liabilities</b>     |           | <b>5,395,403</b>  | <b>5,985,954</b>  |
| <b>Non-Current Liabilities</b>       |           |                   |                   |
| Employee Benefits Liabilities        | 13        | 149,880           | 132,993           |
| Lease Liabilities                    | 14        | 2,183,598         | 2,251,314         |
| <b>Total Non-Current Liabilities</b> |           | <b>2,333,478</b>  | <b>2,384,307</b>  |
| <b>Total Liabilities</b>             |           | <b>7,728,881</b>  | <b>8,370,261</b>  |
| <b>Net Assets</b>                    |           | <b>5,753,064</b>  | <b>4,745,197</b>  |
| <b>Equity</b>                        |           |                   |                   |
| Retained Equity                      |           | 5,476,627         | 4,468,760         |
| NSW Contributed Funds                |           | 242,455           | 242,455           |
| TAS Contributed Funds                |           | 33,982            | 33,982            |
| <b>Total Equity</b>                  | <b>15</b> | <b>5,753,064</b>  | <b>4,745,197</b>  |

The above Statement of Financial Position should be read in conjunction with the notes to the financial statements.

Australian Sailing Limited

## Statement of Changes in Equity

for the year ended 30 June 2022

|                        | Accumulated<br>funds | Natural<br>disaster<br>relief<br>fund<br>\$ | National<br>Training<br>Centre<br>fund<br>\$ | Other<br>asset<br>fund<br>\$ | NSW<br>contributed<br>funds<br>\$ | TAS<br>contributed<br>funds<br>\$ | Total<br>\$      |
|------------------------|----------------------|---|--|------------------------------|-----------------------------------|-----------------------------------|------------------|
| <b>At 1 July 2020</b>  | <b>1,184,409</b>     | <b>30,000</b>                               | <b>855,921</b>                               | <b>1,067,097</b>             | <b>242,455</b>                    | <b>-</b>                          | <b>3,379,882</b> |
| Profit for the year    | 1,331,333            | -   | -  | -                            | -                                 | -                                 | 1,331,333        |
| Transfer to reserve    | 98,424               | -   | (50,410)                                     | (48,014)                     | -                                 | 33,982                            | 33,982           |
| <b>At 30 June 2021</b> | <b>2,614,166</b>     | <b>30,000</b>                               | <b>805,511</b>                               | <b>1,019,083</b>             | <b>242,455</b>                    | <b>33,982</b>                     | <b>4,745,197</b> |
| Profit for the year    | 1,007,867            | -   | -  | -                            | -                                 | -                                 | 1,007,867        |
| Transfer to reserve    | 40,425               | -   | (61,949)                                     | 21,524                       | -                                 | -                                 | -                |
| <b>At 30 June 2022</b> | <b>3,662,458</b>     | <b>30,000</b>                               | <b>743,562</b>                               | <b>1,040,607</b>             | <b>242,455</b>                    | <b>33,982</b>                     | <b>5,753,064</b> |

The above Statement of Changes in Equity should be read in conjunction with the notes to the financial statements.

Australian Sailing Limited

## Statement of Cash Flows

for the year ended 30 June 2022

|   | Note     | 2022<br>\$       | 2021<br>\$       |
|---|----------|------------------|------------------|
| <b>Cash Flows from Operating Activities</b>         |          |                  |                  |
| Receipts from Operations                            |          | 18,385,334       | 17,714,847       |
| Payments to Suppliers and Employees                 |          | (16,698,344)     | (15,804,274)     |
| Interest Paid                                       |          | (95,971)         | (67,107)         |
| Interest Received                                   |          | 13,143           | 27,897           |
| <b>Net cash inflows from operating activities</b>   |          | <b>1,604,162</b> | <b>1,871,363</b> |
| <b>Cash Flows from Investing Activities</b>         |          |                  |                  |
| Proceeds from sale of property, plant and equipment |          | 123,637          | 26,272           |
| Payments for property, plant and equipment          |          | (427,262)        | (507,180)        |
| <b>Net cash outflows from investing activities</b>  |          | <b>(303,625)</b> | <b>(480,908)</b> |
| <b>Cash Flows from Financing Activities</b>         |          |                  |                  |
| Repayments of Loans to non-related parties          |          | 17,040           | 21,763           |
| Payments of Lease Liabilities                       |          | (504,235)        | (458,486)        |
| <b>Net cash outflows from financing activities</b>  |          | <b>(487,195)</b> | <b>(436,723)</b> |
| Net Increase in Cash Held                           |          | 813,342          | 953,732          |
| Cash at beginning of year                           |          | 7,267,365        | 6,313,633        |
| <b>Cash at End of Year</b>                          | <b>6</b> | <b>8,080,707</b> | <b>7,267,365</b> |

The above Statement of Cash Flows should be read in conjunction with the notes to the financial statements.



# Notes to the Financial Statements

## For the year ended 30 June 2022

### Note 1. Corporate Information

The financial statements of Australian Sailing Limited (the Company) for the year ended 30 June 2022 were authorised for issue in accordance with a resolution of the directors on 30th September 2022.

Australian Sailing Limited is a Not-for-Profit entity.

### Note 2. Summary of Significant Accounting Policies

#### Basis of Preparation

These general purpose financial statements have been prepared in compliance with the requirements of the Corporations Act 2001 and Australian Accounting Standards – Simplified Disclosures.

The Company has adopted AASB 1060 General Purpose Financial Statements – Simplified Disclosures for For-Profit and Not-for-Profit Tier 2 Entities in the current year. Other than the change in disclosure requirements, the adoption of AASB 1060 has no significant impact on the financial statements because the previous financial statements complied with Australian Accounting Standards – Reduced Disclosure Requirements.

The Company is a not-for-profit, private sector entity, which is not publicly accountable. Therefore, the financial statements for the Company are tier 2 general purpose financial statements.

This financial report has been prepared on a historical cost basis and is presented in Australian dollars (\$).

#### Comparative Figures

The financial statements provide comparative information in respect of the previous period. Where required, comparative figures from the previous period have been adjusted to conform to changes made in the presentation for the current financial year.

#### Going Concern

The Company's financial statements have been prepared on a going concern basis, which contemplates continuity of normal business activities and the realisation of assets and settlement of liabilities in the ordinary course of business.

During the financial year ended 30 June 2022 the Company has experienced an operating surplus of \$1,007,867 compared to an operating surplus in 2021 of \$1,365,315.

At 30 June 2022 the Company had increased cash resources over the prior year by \$813,342 and also had net current assets of \$3,383,451 (2021 net current assets of \$2,338,887). Management is focused on diversifying its revenue sources to reduce its reliance on Federal and State government grant funding.

The continued viability of the Company and its ability to continue as a going concern is dependent upon the Company being successful in its continuing efforts to grow its revenue base and the ongoing tight management of operational costs. Sport Australia has confirmed that the National Sporting Organisation for the sport of Sailing will continue to receive funding of High Performance through to the Paris Olympics 2024, and the Participation funding component will be maintained at current levels until July 2023. Australian Sailing has also met the recommended criteria for recognition as National Sporting Organisation by the Sport Australia up until 2023.

The board is confident that the Company will be successful in continuing to rebuild its reserves and accordingly has prepared the financial statements on a going concern basis.

### Note 2. Summary of Significant Accounting Policies (continued)

#### Changes in accounting policies, disclosures, standards and interpretations

##### New and amended standards and interpretations

The new and amended Australian Accounting Standards and Interpretations that apply for the first time in 2021/2022 do not materially impact the financial statements of the Company.

##### Accounting Standards and Interpretations issued but not yet effective

Certain Australian Accounting Standards and Interpretations have recently been issued or amended but are not yet effective and have not been adopted by the Company for the annual reporting period ended 30 June 2022.

#### Current versus Non-Current Classification

The Company presents assets and liabilities in the statement of financial position based on current/ non-current classification.

An asset is current when it is:

- › Expected to be realised or intended to be sold or consumed in the normal operating cycle
- › Held primarily for the purpose of trading

- › Expected to be realised within twelve months after the reporting period, or
- › Cash or cash equivalent unless restricted from being exchanged or used to settle a liability for at least twelve months after the reporting period

All other assets are classified as non-current.

A liability is current when:

- › It is expected to be settled in the normal operating cycle
- › It is held primarily for the purpose of trading
- › It is due to be settled within twelve months after the reporting period, or
- › There is no unconditional right to defer the settlement of the liability for at least twelve months after the reporting period

The Company classifies all other liabilities as non-current.

#### Foreign Currency Translation

Both the functional and presentation currency of Australian Sailing Limited is Australian dollars (\$).

Transactions in foreign currencies are initially recorded by the Company at the functional currency spot rates at the date the transaction first qualifies for recognition. Monetary assets and liabilities denominated in foreign currencies are translated at the functional

currency spot rates of exchange at the reporting date. Differences arising on settlement or translation of monetary items are recognised in profit or loss.

#### Revenue Recognition

Revenue from contracts with customers is recognised when control of the goods or services are transferred to the customer at an amount that reflects the consideration to which the Company expects to be entitled in exchange for those goods or services. The Company has generally concluded that it is the principal in its revenue arrangements, except for the agency services below, because it typically controls the goods or services before transferring them to the customer.

#### Sale of Goods

Revenue from the sale of goods is recognised at the point in time when control of the goods is transferred to the customer, generally on delivery of the goods.

#### Subscriptions

Revenue is recognised when a member is entitled to the benefits belonging to the Company.

**Note 2. Summary of Significant Accounting Policies (continued)**

**Rendering of Services**

Revenue from rendering of services is recognised over time, using an input method to measure progress towards complete satisfaction of the service, because the customer simultaneously receives and consumes the benefits provided by the Company.

**Sponsorship**

Sponsorship revenue is recognised in terms of both cash received and value in kind support provided during the period. The value in kind support is recorded as income using actual values or cost of the goods or services utilised during the year. Items of value in kind support include the cost of team uniforms, equipment, car hire, boat hire, accommodation and hospitality.

At the same time an equal offsetting value in kind expense is recognised in the relevant expense category (for example uniforms provided to the Company at no cost are recognised as sponsorship revenue and as an expense in the Uniforms category).

**Interest**

Revenue is recognised as interest accrues using the effective interest method. This is a method of calculating the amortised cost of a financial asset and allocating the interest income over the relevant period using the effective

interest rate, which is the rate that exactly discounts estimated future cash receipts through the expected life of the financial asset to the net carrying amount of the financial asset.

**Government grants**

Government grants are recognised where there is reasonable assurance that the grant will be received and all attached conditions will be complied with. When the grant relates to an expense item, it is recognised as income on a systematic basis over the periods that the related costs, for which it is intended to compensate, are expensed. When the grant relates to an asset, it is recognised as income in full and the grant released to profit or loss. The grant released is also recognised in a reserve to offset future depreciation on the relevant asset/s. The depreciation incurred on the asset is also recognised as a reduction in the reserve. As at 30 June 2022 there are two capital asset reserves recognised, one for the National Training Centre at Middle Harbour Yacht Club, and one for other capital assets.

When the Company receives grants of non-monetary assets, the asset and the grant are recorded at nominal amounts and released to profit or loss over the expected useful life in a pattern of consumption of the benefit of the underlying asset by equal annual instalments.

**Income Taxes**

The Company is exempt from income tax under division 50 of the Income Tax Assessment Act 1997.

**Goods and Services Tax (GST)**

Revenues, expenses and assets are recognised net of the amount of GST except where the GST incurred on purchase of goods and services is not recoverable from the taxation authority, in which case the GST is recognised as part of the cost of acquisition of the asset or as part of the expense item as applicable; and receivables and payables are stated with the amount of GST included.

The net amount of GST recoverable from, or payable to, the taxation authority is included as part of receivables or payables in the Statement of Financial Position.

Cash flows included in the Statement of Cash Flows are on a gross basis and the GST component of cash flows arising from investing and financing activities, which is recoverable from, or payable to, the taxation authority, are classified as operating cash flows.

Commitments and contingencies are disclosed net of the amount of GST recoverable from, or payable to, the taxation authority.

**Note 2. Summary of Significant Accounting Policies (continued)**

**Plant and Equipment**

Plant and equipment is stated at historical cost, or fair value if the asset is donated to the entity, less accumulated depreciation and any accumulated impairment losses. Such cost includes the cost of replacing parts that are eligible for capitalisation when the cost of replacing the parts is

incurred. Similarly, when each major inspection is performed, its cost is recognised in the carrying amount of the plant and equipment as a replacement only if it is eligible for capitalisation. All other repairs and maintenance are recognised in the profit or loss as incurred. The assets' residual values, useful lives and amortisation methods are reviewed, and adjusted, if appropriate, at each financial year end.

**Depreciation**

The depreciation rates used for each class of assets are:

|  |               |
|--|---------------|
| IT Equipment                           | 3 years       |
| Boats and Equipment                    | 3 - 15 years  |
| Motor vehicles                         | 12 years      |
| Office furniture and equipment         | 5 - 15 years  |
| Leased assets                          | Term of lease |
| Leasehold improvements                 | Term of lease |
| National Training Centre – Marina Deck | Term of lease |

**Disposal**

An item of plant and equipment is derecognised upon disposal or when no further future economic benefits are expected from its use or disposal. Any gain or loss arising on derecognition of the asset (calculated as the difference between the net disposal proceeds and the carrying amount of the asset) is included in profit or loss in the year the asset is derecognised.

**Leases**

Finance leases, are capitalised at the inception of the lease at the fair value of the leased asset or, if lower, at the present value of the minimum lease payments. Lease payments are apportioned between the finance charges and reduction of the lease liability so as to achieve a constant rate of interest on the remaining balance of the liability. Finance charges are recognised as an expense in profit or loss.

Capitalised leased assets are depreciated over the shorter of the estimated useful life of the asset and the lease term if there is no reasonable certainty that the Company will obtain ownership by the end of the lease term.



Note 2. Summary of Significant Accounting Policies (continued)

Borrowing Costs

Borrowing costs directly attributable to the acquisition, construction or production of an asset that necessarily takes a substantial period of time to get ready for its intended use or sale are capitalised as part of the cost of the asset. All other borrowing costs are expensed in the period in which they occur. Borrowing costs consist of interest and other costs that an entity incurs in connection with the borrowing of funds.

Financial Assets

Financial assets are classified, at initial recognition, as financial assets at fair value through profit or loss, loans and receivables, held-to-maturity investments, available-for-sale financial assets, or as derivatives designated as hedging instruments in an effective hedge, as appropriate.

All financial assets are recognised initially at fair value plus, in the case of financial assets not recorded at fair value through profit or loss, transaction costs that are attributable to the acquisition of the financial asset.

Purchases or sales of financial assets that require delivery of assets within a time frame established by regulation or convention in the market place (regular way trades) are recognised on the trade date, i.e., the date that the Company commits to purchase or sell the asset.

Subsequent Measurement

For purposes of subsequent measurement, financial assets are classified in four categories:

- › Financial assets at fair value through profit or loss
- › Loans and receivables
- › Held-to-maturity investments
- › Available-for-sale financial investments

Inventories

Inventories are carried at the lower of cost and net realisable value. Net realisable value is the estimated selling price in the ordinary course of business, less estimated costs of completion and the estimated costs necessary to make the sale.

Cash Assets

Cash and short-term deposits in the balance sheet comprise cash at bank and in hand and short-term deposits with an original maturity of twelve months or less. For the purposes of the Statement of Cash Flows, cash and cash equivalents consist of cash and cash equivalents as defined above.

Provisions

Provisions are recognised when the Company has a present obligation (legal or constructive) as a result of a past event, it is probable that an outflow of resources embodying economic benefits will be required to settle the obligation and a reliable

estimate can be made of the amount of the obligation.

If the effect of the time value of money is material, provisions are discounted using a current pre-tax rate that reflects risks specific to the liability. When discounting is used, the increase in the provision due to the passage of time is recognised as a borrowing cost.

Liabilities for wages and salaries, including non-monetary benefits and annual leave, expected to be settled within 12 months of the reporting date are recognised in other payables in respect of employees' services up to the reporting date. They are measured at the amounts expected to be paid when liabilities are settled.

The liability for long service leave is recognised in the provision for employee benefits and measured as the present value of expected future payments made in respect of services and provided by employees up to the reporting date.

Provision for employees with less than 10 years' service has been allocated to non-current liabilities.

In determining the liability for employee entitlements related on-costs have also been included in the liability.

Note 2. Summary of Significant Accounting Policies (continued)

Trade and Other Receivables

Trade receivables, which generally have 30-day terms, are recognised and carried at original invoice amount less an allowance for any uncollectible amounts.

i) Impairment of Financial Assets

The Company recognizes an allowance for expected credit losses (ECLs) for all debt instruments not held at fair value through profit and loss. ECLs are based on the difference between the contractual cash flows due in accordance with the contract and all the cash flows that the Company expects to receive, discounted at an approximation of the original effective interest rate. The expected cash flow will include cash flows from the sale of collateral held or other credit enhancements that are integrated to the contractual terms.

ECLs are recognised in two stages. For credit exposures for which there has not been a significant increase in credit risk since initial recognition, ECL are provided for credit losses that result from default events that are possible within the next 12 months. For those credit exposures for which there has been a significant increase in credit risk since initial

recognition, a loss allowance is required for credit losses expected over the remaining life of the exposure, irrespective of the timing of the default (a lifetime ECL).

For trade receivables and contract assets, the Company applies a simplified approach in calculating ECLs. Therefore, the Company does not track changes in credit risk, but instead recognises a loss allowance based on lifetime ECLs at each reporting date.

ii) Impairment of Non-Financial Assets

The Company assesses, at each reporting date, whether there is an indication that an asset may be impaired. If any indication exists, or when annual impairment testing for an asset is required, the Company estimates the asset's recoverable amount. An asset's recoverable amount is the higher of an asset's or cash generating unit (CGU)'s fair value less costs to sell and its value in use. The recoverable amount is determined for an individual asset, unless the asset does not generate cash inflows that are largely independent of those from other assets or groups of assets. When the carrying amount of an asset or CGU exceeds its recoverable amount, the asset is considered impaired and is written down to its recoverable amount.

Trade and Other Payables

Trade and other payables are carried at amortised cost and represent liabilities for goods and services provided to the Company prior to the end of the financial year that are unpaid and arise when the Company becomes obliged to make future payments in respect of the purchase of these goods and services.

Economic Dependence

The Company is dependent upon the ongoing receipt of Federal and State Government grants, corporate sponsorships, and donations to ensure the ongoing continuance of its programs. At the date of this report, management has no reason to believe that this financial support will not continue.

Significant Management Judgement in applying Accounting Policies

When preparing the financial statements, management undertakes a number of judgements, estimates and assumptions about the recognition and measurement of assets, liabilities, income and expenses.

Australian Sailing Limited  
Notes to the Financial Statements  
30 June 2022

| Note 3.1 Revenue from contracts with customers | 2022<br>\$        | 2021<br>\$        |
|--|-------------------|-------------------|
| Membership Fees                                | 2,373,556         | 1,349,641         |
| Training Centre registration                   | 58,864            | 52,682            |
| Training Course fees                           | 393,976           | 693,840           |
| Training Resources                             | 37,970            | 86,460            |
| Training Enrolment Fees                        | 211,017           | 182,014           |
| Rating Certificates                            | 292,505           | 207,744           |
| Regatta and Function Fees                      | 214,959           | 130,795           |
| Service Fees                                   | 362,915           | 350,147           |
| Rental and Hire Income                         | 9,681             | 10,204            |
| Instructor Registration                        | 124,257           | 97,929            |
| Australian Sports Commission Grants            | 10,240,329        | 8,972,779         |
| Grants Australian Olympic Committee            | 357,919           | -                 |
| State Government Grants                        | 1,049,218         | 1,040,062         |
| State Institutes of Sport Grants               | 390,000           | 340,000           |
| Athlete contributions                          | 100,933           | 41,059            |
| Donations                                      | 49,342            | 87,970            |
| Sponsorship                                    | 623,469           | 608,704           |
| <b>Total Revenue</b>                           | <b>16,890,910</b> | <b>14,252,030</b> |

**Disaggregated revenue information**

|  |                   |                   |
|--|-------------------|-------------------|
| Type of goods or service                           |                   |                   |
| Revenue from Membership                            | 2,373,556         | 1,349,641         |
| Revenue from Services                              | 1,807,077         | 1,811,815         |
| Revenue from Grants                                | 12,037,466        | 10,393,900        |
| Revenue from Sponsorship & Donations               | 672,811           | 696,674           |
| <b>Total revenue from contracts with customers</b> | <b>16,890,910</b> | <b>14,252,030</b> |

**Timing of revenue recognition**

|  |                   |                   |
|--|-------------------|-------------------|
| Revenue transferred at a point in time             | 2,479,888         | 2,508,489         |
| Revenue transferred over time                      | 14,411,022        | 11,743,541        |
| <b>Total revenue from contracts with customers</b> | <b>16,890,910</b> | <b>14,252,030</b> |

Australian Sailing Limited  
Notes to the Financial Statements  
30 June 2022

| Note 3.2 Other income                           | 2022<br>\$     | 2021<br>\$       |
|---|----------------|------------------|
| Gain from sale of property, plant and equipment | 55,768         | -                |
| Interest received                               | 13,143         | 27,897           |
| Jobkeeper subsidy income                        | -              | 1,421,850        |
| Other Government support                        | 578,170        | 692,698          |
| Other revenue                                   | 125,653        | 193,209          |
| <b>Total Other income</b>                       | <b>772,734</b> | <b>2,335,654</b> |

**Note 4. Employee Benefits Expense**

|  |                  |                  |
|--|------------------|------------------|
| Salaries                               | 5,986,861        | 5,895,400        |
| Superannuation                         | 576,137          | 528,449          |
| Other Employee Related Costs           | 245,202          | 286,288          |
| Employees Provisions Expense           | 121,743          | 117,544          |
| <b>Total Employee Benefits Expense</b> | <b>6,929,943</b> | <b>6,827,681</b> |

Australian Sailing Limited  
Notes to the Financial Statements  
30 June 2022

| Note 5. Operating Expenses          | 2022<br>\$ | 2021<br>\$ |
|-------------------------------------|------------|------------|
| Accommodation                       | 937,595    | 221,550    |
| Airfares                            | 353,961    | 162,269    |
| Athlete Funding                     | 1,442,853  | 1,016,665  |
| Audit Fees                          | 91,032     | 81,000     |
| Bad Debt Expense                    | (8,049)    | (9,562)    |
| Bank and Finance Charges            | 16,391     | 18,515     |
| Boat Hire and Maintenance           | 296,007    | 228,883    |
| Clothing                            | 181,674    | 238,653    |
| Contractors                         | 1,692,891  | 2,126,621  |
| Equipment                           | 377,545    | 509,088    |
| Event Logistics                     | 189,424    | 51,539     |
| Government Certification Fees       | 97,763     | 161,022    |
| Grants Paid                         | 353,098    | 413,278    |
| Ground Travel                       | 188,000    | 152,427    |
| Insurance                           | 463,151    | 439,908    |
| Interest Expense                    | 95,971     | 67,107     |
| Legal Fees                          | 108,250    | 50,750     |
| Loss on Disposal                    | 22,994     | 605        |
| Marketing                           | 140,732    | 94,841     |
| Miscellaneous Expenses              | 55,479     | 75,264     |
| Motor Vehicle Expenses              | 65,597     | 48,614     |
| Performance Camp & Regatta Expenses | 163,430    | 47,285     |
| Phone & IT Expenses                 | 117,422    | 159,168    |
| Printing Postage & Stationery       | 17,963     | 13,728     |
| Rating Certificate Expenses         | 128,222    | 108,047    |
| Rent                                | 164,121    | 279,841    |
| Repairs & Maintenance               | 103,284    | 87,378     |
| Shipping                            | 185,520    | 50,916     |
| Staff Training                      | 24,213     | 23,298     |
| Subscriptions                       | 431,923    | 302,198    |
| Sustenance                          | 227,807    | 120,459    |
| Training Resource Expenses          | 20,761     | 112,952    |
| Utilities & Rates                   | 29,288     | 32,263     |
| Venue Hire                          | 22,784     | 11,690     |
| Total Operating Expenses            | 8,799,097  | 7,498,261  |

Australian Sailing Limited  
Notes to the Financial Statements  
30 June 2022

| Note 6. Cash              | 2022<br>\$ | 2021<br>\$ |
|---------------------------|------------|------------|
| Cash On Hand              | 618        | 12,602     |
| Cash at Bank Operating    | 750,327    | 161,029    |
| Cash At Bank Online Saver | 1,023,932  | 1,093,734  |
| Cash At Bank Notice Saver | 6,300,000  | 6,000,000  |
| Cash At Bank Other        | 5,830      | -          |
| Total Cash                | 8,080,707  | 7,267,365  |

Note 7. Trade and Other Receivables

Current

|   |         |          |
|---|---------|----------|
| Account Receivable                        | 98,248  | 263,117  |
| Allowance for Expected Credit Loss        | (7,860) | (22,173) |
| GST Receivable                            | 5,715   | 26,349   |
| Total Current Trade and Other Receivables | 96,103  | 267,293  |

Non Current

|   |        |        |
|---|--------|--------|
| Long Term Deposit - AST Olympic Base          | -      | 25,759 |
| Long Term Deposit - Storage Facilities        | 16,350 | 16,350 |
| Long Term Deposit - Vic Office Facilities     | 9,831  | -      |
| Other Deposits                                | 5 000  | 5,788  |
| Total Non Current Trade and Other Receivables | 31,181 | 47,897 |

Note 8. Prepayments and Other Assets

Current

|  |         |         |
|--|---------|---------|
| Prepayments                              | 346,081 | 626,915 |
| Accrued income                           | 103,495 | -       |
| Total Current Prepayments & Other Assets | 449,576 | 626,915 |



Australian Sailing Limited  
Notes to the Financial Statements  
30 June 2022

| Note 9. Other Financial Assets                      | 2022<br>\$     | 2021<br>\$     |
|---|----------------|----------------|
| <b>Current</b>                                      |                |                |
| Term deposit – Office premises <sup>(i)</sup>       | 82,500         | 82,500         |
| Term deposit – Credit card facility <sup>(ii)</sup> | 60,000         | 60,000         |
| Loans to Non-Related Parties <sup>(iii)</sup>       | 9,968          | 20,770         |
| <b>Total Current Other Financial Assets</b>         | <b>152,468</b> | <b>163,270</b> |
| <b>Non-Current</b>                                  |                |                |
| Loans to Non-Related Parties <sup>(iii)</sup>       | -              | 5,947          |
| <b>Total Non Current Other Financial Assets</b>     | <b>-</b>       | <b>5,947</b>   |

- (i) A deposit is held as security with the Company’s bankers in relation to the lease of office premises at Tenancy 1001, Building 10, Fleet Workshops North Sub base Platypus, 120 High Street North Sydney NSW 2060. The lease on these premises was entered into on 1 December 2019. The interest rate as at 30 June 2022 on the deposit is 0.25%.
- (ii) A deposit is held as security with the Company’s bankers in relation to a credit card facility provided by the Company’s bankers. The fixed interest rate as at 30 June 2022 is 0.07% renewable every three months thereafter until the facility is cancelled by either party.
- (iii) Loans are provided to Non-related Parties to purchase boats that may be used to provide Tackers learn to sail courses. These loans are provided at a 0% nominal interest rate but a penalty interest rate of 10% may be applied in the instance of overdue repayments. There are 4 loans currently with clubs at 30 June 2022 (2021: 7 loans) with maturity dates between 1 July 2022 and 30 June 2023.

Australian Sailing Limited  
Notes to the Financial Statements  
30 June 2022

| Note 10. Property, Plant & Equipment   | 2022<br>\$       | 2021<br>\$       |
|--|------------------|------------------|
| Fixed Assets                           | 2,245,190        | 2,349,372        |
| Leased Assets                          | 2,426,720        | 2,387,399        |
| <b>Property, Plant &amp; Equipment</b> | <b>4,671,910</b> | <b>4,736,771</b> |

a. Fixed Assets

|  | Boats and<br>Equipment | IT<br>Equipment  | Leasehold<br>Improvements | Motor<br>Vehicles | National<br>Training Centre<br>Assets | Total              |
|--|------------------------|------------------|---------------------------|-------------------|---------------------------------------|--------------------|
| <b>Cost</b>                            |                        |                  |                           |                   |                                       |                    |
| Balance 1 July 2021                    | 2,238,323              | 250,097          | 556,991                   | 116,639           | 1,255,078                             | 4,417,128          |
| Additions                              | 235,839                | 61,966           | -                         | 126,201           | -                                     | 424,006            |
| Disposals                              | (176,538)              | (19,129)         | -                         | -                 | -                                     | (195,667)          |
| <b>Balance 30 June 2022</b>            | <b>2,297,624</b>       | <b>292,934</b>   | <b>556,991</b>            | <b>242,840</b>    | <b>1,255,078</b>                      | <b>4,645,467</b>   |
| <b>Depreciation</b>                    |                        |                  |                           |                   |                                       |                    |
| Balance 1 July 2021                    | (1,247,877)            | (136,294)        | (201,617)                 | (32,401)          | (449,568)                             | (2,067,757)        |
| Disposals                              | 86,133                 | 18,671           | -                         | -                 | -                                     | 104,804            |
| Depreciation                           | (241,355)              | (67,503)         | (54,333)                  | (12,184)          | (61,949)                              | (437,324)          |
| <b>Balance 30 June 2022</b>            | <b>(1,403,099)</b>     | <b>(185,126)</b> | <b>(255,950)</b>          | <b>(44,585)</b>   | <b>(511,517)</b>                      | <b>(2,400,277)</b> |
| <b>Net book value<br/>30 June 2022</b> | <b>894,525</b>         | <b>107,808</b>   | <b>301,041</b>            | <b>198,255</b>    | <b>743,561</b>                        | <b>2,245,190</b>   |
| <b>Net book value<br/>30 June 2021</b> | <b>990,447</b>         | <b>113,803</b>   | <b>355,374</b>            | <b>84,238</b>     | <b>805,510</b>                        | <b>2,349,372</b>   |

Australian Sailing Limited  
Notes to the Financial Statements  
30 June 2022

**Note 10. Property, Plant & Equipment**  
**b. Leased Assets**

|                                    | Buildings          | Equipment        | Motor Vehicles  | Total              |
|------------------------------------|--------------------|------------------|-----------------|--------------------|
| <b>Cost</b>                        |                    |                  |                 |                    |
| Balance 1 July 2021                | 3,043,142          | 402,506          | 84,277          | 3,529,925          |
| Additions                          | 525,136            | 3,598            | -               | 528,734            |
| <b>Balance 30 June 2022</b>        | <b>3,568,278</b>   | <b>406,104</b>   | <b>84,277</b>   | <b>4,058,659</b>   |
| <b>Depreciation</b>                |                    |                  |                 |                    |
| Balance 1 July 2021                | (972,083)          | (122,279)        | (48,164)        | (1,142,526)        |
| Depreciation                       | (402,549)          | (62,781)         | (24,083)        | (489,413)          |
| <b>Balance 30 June 2022</b>        | <b>(1,374,632)</b> | <b>(185,060)</b> | <b>(72,247)</b> | <b>(1,631,939)</b> |
| <b>Net book value 30 June 2022</b> | <b>2,193,646</b>   | <b>221,044</b>   | <b>12,030</b>   | <b>2,426,720</b>   |
| <b>Net book value 30 June 2021</b> | <b>2,071,059</b>   | <b>280,227</b>   | <b>36,113</b>   | <b>2,387,399</b>   |

All depreciation charges are included within 'depreciation expense' in the Statement of Profit or Loss and Other Comprehensive Income.

Australian Sailing Limited  
Notes to the Financial Statements  
30 June 2022

**Note 11. Trade and Other Payables**

|                                       | 2022<br>\$     | 2021<br>\$       |
|---------------------------------------|----------------|------------------|
| Accounts Payable                      | 816,556        | 767,805          |
| Accrued Expenses                      | 125,586        | 243,014          |
| Other Creditors and Accruals          | -              | 32,270           |
| <b>Total Trade and Other Payables</b> | <b>942,142</b> | <b>1,043,089</b> |

**Note 12. Deferred Revenue**

|   |                  |                  |
|---|------------------|------------------|
| Revenue in Advance                          | -                | 26,762           |
| Grants in Advance                           | 2,630,861        | 3,600,897        |
| Grants in Advance Performance Asset Funding | 492,365          | 285,906          |
| <b>Total Deferred Revenue</b>               | <b>3,123,225</b> | <b>3,913,565</b> |

**Movement in Grants In Advance**

|                          |                  |                  |
|--------------------------|------------------|------------------|
| At 1 July                | 3,600,897        | 3,414,365        |
| Received during the Year | 10,947,924       | 10,722,821       |
| Released to Revenue      | (11,917,959)     | (10,536,289)     |
| <b>At 30 June</b>        | <b>2,630,861</b> | <b>3,600,897</b> |

**Movement in Grants In Advance Performance Asset Funding**

|                                |                |                |
|--------------------------------|----------------|----------------|
| At 1 July                      | 285,906        | 790,998        |
| Received/Proceeds of Disposals | 325,000        | (18,145)       |
| Released to Revenue            | (118,541)      | (486,947)      |
| <b>At 30 June</b>              | <b>492,365</b> | <b>285,906</b> |

**Note 13. Employee Benefits Liabilities**

**Current**

|  |                |                |
|--|----------------|----------------|
| Provision for Annual Leave                         | 498,561        | 424,499        |
| Provision for Long Service Leave                   | 291,055        | 260,260        |
| <b>Total Current Employee Benefits Liabilities</b> | <b>789,616</b> | <b>684,759</b> |

**Non-Current**

|  |                |                |
|--|----------------|----------------|
| Provision for Long Service Leave                       | 149,880        | 132,993        |
| <b>Total Non Current Employee Benefits Liabilities</b> | <b>149,880</b> | <b>132,993</b> |

Australian Sailing Limited  
Notes to the Financial Statements  
30 June 2022

| Note 14. Lease Liabilities          | 2022<br>\$       | 2021<br>\$       |
|-------------------------------------|------------------|------------------|
| <b>Leases Current</b>               |                  |                  |
| Leases Current - Buildings          | 434,326          | 270,113          |
| Leases Current - Motor Vehicles     | 42,762           | 13,838           |
| Leases Current - Equipment          | 63,332           | 60,590           |
| <b>Total Leases Current</b>         | <b>540,420</b>   | <b>344,541</b>   |
| <b>Leases Non Current</b>           |                  |                  |
| Leases Non Current – Buildings      | 2,010,932        | 1,975,901        |
| Leases Non Current – Motor Vehicles | -                | 42,763           |
| Leases Non Current – Equipment      | 172,666          | 232,650          |
| <b>Total Leases Non Current</b>     | <b>2,183,598</b> | <b>2,251,314</b> |

Carrying amounts of lease liabilities

|   |                  |                  |
|---|------------------|------------------|
| As at 1 Jul                                       | 2,595,855        | 2,566,197        |
| Additions   | 601,437          | 421,037          |
| Interest and Other Adjustments                    | 30,963           | 67,107           |
| Payments  | (504,235)        | (458,486)        |
| <b>Total Carrying Amount of Lease Liabilities</b> | <b>2,724,018</b> | <b>2,595,855</b> |
| Current   | 540,420          | 344,541          |
| Non Current                                       | 2,183,598        | 2,251,314        |
| <b>Total Carrying Amount of Lease Liabilities</b> | <b>2,724,018</b> | <b>2,595,855</b> |

Australian Sailing has elected not to recognise as a lease liability short term leases (12 months or less) or leases for low value assets The expense payments relating to items not included in lease liabilities are as follows

|                            |                |                |
|----------------------------|----------------|----------------|
| Short Term Leases          | 135,459        | 247,961        |
| Leases of low value assets | 28,662         | 31,880         |
| <b>Total</b>               | <b>164,121</b> | <b>279,841</b> |

Australian Sailing Limited  
Notes to the Financial Statements  
30 June 2022

| Note 15. Equity                    | 2022<br>\$       | 2021<br>\$       |
|------------------------------------|------------------|------------------|
| Natural Disaster Relief Fund (i)   | 30,000           | 30,000           |
| National Training Centre fund (ii) | 743,562          | 805,511          |
| Other Capital Asset fund (iii)     | 1,040,607        | 1,019,083        |
| Accumulated Funds                  | 3,662,458        | 2,614,166        |
| <b>Total Retained Earnings</b>     | <b>5,476,627</b> | <b>4,468,760</b> |
| NSW Contributed Funds (iv)         | 242,455          | 242,455          |
| TAS Contributed Funds (v)          | 33,982           | 33,982           |
| <b>Total Equity</b>                | <b>5,753,064</b> | <b>4,745,197</b> |

- (i) The Natural Disaster Relief Fund was established to enable Australian Sailing to respond on a case-by-case basis to affiliated Clubs and MYA's unable to pay their membership fees as a consequence of being affected by drought or some other natural disaster.
- (ii) A Marina Deck has been constructed at the National Training Centre at Middle Harbour Yacht Club using a grant from the Australian Sports Commission. The Marina Deck has been recognised as a Fixed Asset (refer Note 10 above) during the year ended 30 June 2014 as well as further costs on this project since 1 July 2015, and the grant, whilst released as income each financial year to match any expenditure on the project, has been recognised as a reserve to offset future depreciation of the asset.
- (iii) Other assets including computer equipment, coach boat motors, a motor vehicle, boats and equipment have been acquired using grant funding from the Australian Sports Commission. These assets have been recognised as a Fixed Asset (refer Note 10 above) during each year ended 30 June, and the grant, whilst recognised as income during the year, has been recognised as a reserve to offset future depreciation of the asset.
- (iv) Funds contributed following on from the deregistration of Yachting NSW Incorporated.
- (v) Funds contributed following on from the deregistration of the Tasmanian Yachting Association.



Australian Sailing Limited  
Notes to the Financial Statements  
30 June 2022

| Note 16. Auditor Remuneration   | 2022<br>\$ | 2021<br>\$ |
|---|------------|------------|
| The Auditor of Australian Sailing Limited is Ernst & Young.<br>Amounts received or due and receivable by Ernst & Young for: |            |            |
| An audit or review of the financial report of the Company   | 69,000     | 60,600     |
| Other services in relation to the Company   | 11,032     | 21,732     |
| Total Auditor Remuneration  | 80,032     | 82,332     |

Note 17. Related Party Transactions

There were no related party transactions during the year.

Note 18. Key Management Personnel

During the year, the company had 9 Directors, with nil remuneration.  
In addition to above there were 9 Key Management Personnel (in 2021 there were 9).  
Total Compensation to Key Management Personnel was as follows:

|                              | 2022<br>\$ | 2021<br>\$ |
|------------------------------|------------|------------|
| Short-Term Employee Benefits | 1,387,861  | 1,684,735  |
| Post-Employment Benefits     | 130,015    | 90,787     |
| Total Compensation           | 1,517,876  | 1,775,522  |

Note 19. Significant Events after Balance Date

There were no significant events after balance date.

Note 20. Members Guarantee

The Company is incorporated under the Corporations Act 2001 and is a Company limited by guarantee. If the Company is wound up, the constitution states that each member is required to contribute a maximum \$1 each towards meeting any outstanding obligations of the entity. At 30 June 2022, the total amount that the members of the Company are liable to contribute if the Company wound up is \$8 (2021: \$8).

Australian Sailing Limited  
Directors' Declaration

Directors' Declaration

In accordance with a resolution of the directors of Australian Sailing Limited, I state that:

1. In the opinion of the Directors of Australian Sailing Limited:
- (a) The financial statements and notes of Australian Sailing Limited are in accordance with the Corporations Act 2001, including:
- (i) Giving a true and fair view of its financial position as at 30 June 2022 and of its performance for the financial year ended on that date; and
  - (ii) Complying with Australian Accounting Standards - Simplified Disclosure Requirements (including the Australian Accounting Interpretations) and the Corporations Regulations 2001;
- (b) There are reasonable grounds to believe that Australian Sailing Limited will be able to pay its debts as and when they become due and payable.

Signed on behalf of the board:



Daniel Belcher  
Director  
Dated the 30th September 2022



Ernst & Young  
200 George Street  
Sydney NSW 2000 Australia  
GPO Box 2646 Sydney NSW 2001

Tel: +61 2 9248 5555  
Fax: +61 2 9248 5959  
www.ey.com/au

Independent auditor's report to the members of Australian Sailing Limited

Opinion

We have audited the financial report of Australian Sailing Limited (the Company), which comprises the statement of financial position as at 30 June 2022, the statement of comprehensive income, statement of changes in equity and statement of cash flows for the year then ended, notes to the financial statements, including a summary of significant accounting policies, and the directors' declaration.

In our opinion, the accompanying financial report of the Company is in accordance with the *Corporations Act 2001*, including:

- a. Giving a true and fair view of the Company's financial position as at 30 June 2022 and of its financial performance for the year ended on that date; and
- b. Complying with Australian Accounting Standards - Simplified Disclosures and the *Corporations Regulations 2001*.

Basis for opinion

We conducted our audit in accordance with Australian Auditing Standards. Our responsibilities under those standards are further described in the *Auditor's responsibilities for the audit of the financial report* section of our report. We are independent of the Company in accordance with the auditor independence requirements of the *Corporations Act 2001* and the ethical requirements of the Accounting Professional and Ethical Standards Board's APES 110 *Code of Ethics for Professional Accountants (Including Independence Standards)* (the Code) that are relevant to our audit of the financial report in Australia. We have also fulfilled our other ethical responsibilities in accordance with the Code.

We confirm that the independence declaration required by the *Corporations Act 2001*, which has been given to the directors of the Australian Sailing Limited, would be in the same terms if given to the directors as at the time of this auditor's report.

We believe that the audit evidence we have obtained is sufficient and appropriate to provide a basis for our opinion.

Information other than the financial report and auditor's report thereon

The directors are responsible for the other information. The other information is the directors' report accompanying the financial report.

Our opinion on the financial report does not cover the other information and accordingly we do not express any form of assurance conclusion thereon.

In connection with our audit of the financial report, our responsibility is to read the other information and, in doing so, consider whether the other information is materially inconsistent with the financial report or our knowledge obtained in the audit or otherwise appears to be materially misstated.

If, based on the work we have performed, we conclude that there is a material misstatement of this other information, we are required to report that fact. We have nothing to report in this regard.

A member firm of Ernst & Young Global Limited  
Liability limited by a scheme approval under Professional Standards Legislation



Responsibilities of the directors for the financial report

The directors of the Company are responsible for the preparation of the financial report that gives a true and fair view in accordance with Australian Accounting Standards - Simplified Disclosures and the *Corporations Act 2001* and for such internal control as the directors determine is necessary to enable the preparation of the financial report that gives a true and fair view and is free from material misstatement, whether due to fraud or error.

In preparing the financial report, the directors are responsible for assessing the Company's ability to continue as a going concern, disclosing, as applicable, matters relating to going concern and using the going concern basis of accounting unless the directors either intend to liquidate the Company or to cease operations, or have no realistic alternative but to do so.

Auditor's responsibilities for the audit of the financial report

Our objectives are to obtain reasonable assurance about whether the financial report as a whole is free from material misstatement, whether due to fraud or error, and to issue an auditor's report that includes our opinion. Reasonable assurance is a high level of assurance, but is not a guarantee that an audit conducted in accordance with the Australian Auditing Standards will always detect a material misstatement when it exists. Misstatements can arise from fraud or error and are considered material if, individually or in the aggregate, they could reasonably be expected to influence the economic decisions of users taken on the basis of this financial report.

As part of an audit in accordance with the Australian Auditing Standards, we exercise professional judgment and maintain professional scepticism throughout the audit. We also:

- Identify and assess the risks of material misstatement of the financial report, whether due to fraud or error, design and perform audit procedures responsive to those risks, and obtain audit evidence that is sufficient and appropriate to provide a basis for our opinion. The risk of not detecting a material misstatement resulting from fraud is higher than for one resulting from error, as fraud may involve collusion, forgery, intentional omissions, misrepresentations, or the override of internal control.
- Obtain an understanding of internal control relevant to the audit in order to design audit procedures that are appropriate in the circumstances, but not for the purpose of expressing an opinion on the effectiveness of the Company's internal control.
- Evaluate the appropriateness of accounting policies used and the reasonableness of accounting estimates and related disclosures made by the directors.
- Conclude on the appropriateness of the directors' use of the going concern basis of accounting and, based on the audit evidence obtained, whether a material uncertainty exists related to events or conditions that may cast significant doubt on the Company's ability to continue as a going concern. If we conclude that a material uncertainty exists, we are required to draw attention in our auditor's report to the related disclosures in the financial report or, if such disclosures are inadequate, to modify our opinion. Our conclusions are based on the audit evidence obtained up to the date of our auditor's report. However, future events or conditions may cause the Company to cease to continue as a going concern.

A member firm of Ernst & Young Global Limited  
Liability limited by a scheme approval under Professional Standards Legislation



- ▶
- ▶ Evaluate the overall presentation, structure and content of the financial report, including the disclosures, and whether the financial report represents the underlying transactions and events in a manner that achieves fair presentation.
- ▶ Obtain sufficient appropriate audit evidence regarding the financial information of the business activities within the entity to express an opinion on the financial report. We are responsible for the direction, supervision and performance of the audit. We remain solely responsible for our audit opinion.

We communicate with the directors regarding, among other matters, the planned scope and timing of the audit and significant audit findings, including any significant deficiencies in internal control that we identify during our audit.

Ernst & Young

Daniel Cunningham  
Partner  
Sydney  
30 September 2022

A member firm of Ernst & Young Global Limited  
Liability limited by a scheme approval under Professional Standards Legislation

## Australian Sailing Staff

As at 30 Jun 2022

| Position as at 30/06/2022                                     | Name           | Commenced      |
|---|----------------|----------------|
| CORPORATE (Operations, Finance, People & Culture)             |                |                |
| Chief Executive Officer                                       | Ben Houston    | March 2019     |
| Chief Operating Officer                                       | David Edwards  | January 2011   |
| General Manager Finance and Operations                        | Brian Chalmers | April 2011     |
| Finance Manager   | Jeannie Lee    | February 2007  |
| Accounts Payable Officer                                      | Toby Chu       | July 2017      |
| Head of People & Culture                                      | Chris Tate     | May 2013       |
| GROW (Sport Development: Participation, Education & Training) |                |                |
| Head of Sport Development and Growth                          | Sarah Ogilvie  | January 2021   |
| National Participation Manager                                | Ian Leeson     | June 2012      |
| National Participation & Inclusion Coordinator                | Sue Phillips   | September 2016 |
| Education & Training Manager                                  | Federico Guzzo | August 2016    |
| Education & Training Coordinator                              | Greg Dixon     | December 2015  |
| Participation, Education & Training Administrator             | Jenny Welsh    | November 2015  |
| RTO Coordinator   | Scott Bryden   | February 2022  |
| SUPPORT (Club & Class Support, including Digital Support)     |                |                |
| National General Manager Club Support                         | Ben Callard    | March 2009     |
| General Manager - NSW/ACT                                     | Emma Humphries | September 2014 |
| Club Support Officer - NSW/ACT                                | Craig Ferris   | March 2015     |
| Club Support Officer - NSW/ACT                                | Gemma Burns    | October 2020   |
| General Manager - QLD   | Annie Watson   | November 2018  |
| Club Support Officer - QLD                                    | Grant Willmott | January 2017   |
| Club Support Officer - QLD                                    | Alison Turner  | July 2019      |



| Position as at 30/06/2022                                      | Name                   | Commenced     |
|--|------------------------|---------------|
| Club Support Officer - NT                                      | Claire Hall            | July 2015     |
| General Manager - VIC  | Meaghan Densley        | January 2021  |
| Club Support Officer - VIC                                     | Nadine Tabak           | January 2022  |
| Club Support Officer - VIC                                     | Jaimee Atkinson-Wall   | March 2022    |
| Club Support Officer - VIC                                     | Kate Hyde              | August 2020   |
| General Manager - SA   | Kylie Baker            | June 2022     |
| General Manager - TAS  | Chris Jones            | March 2018    |
| Digital Platform Manager                                       | Chantal Lawrence       | July 2011     |
| WIN (High Performance, Performance Pathways)                   |                        |               |
| High Performance Director                                      | Iain Brambell          | November 2021 |
| Australian Sailing Technical Director                          | Michael Blackburn      | February 2009 |
| National Windfoil Coordinator & Coach                          | Arthur Brett           | April 2022    |
| Lead National Radial/ILCA6 Coach                               | Carolijn Brouwer       | January 2022  |
| Assistant National Radial/ILCA 6 Coach & Generation 2032 Coach | Ben Walkemeyer         | January 2022  |
| National Nacra Coach   | Darren Bundock         | February 2016 |
| National 49er Coach  | Euan McNicol           | January 2018  |
| National 470 Coach   | Malcolm Page           | July 2020     |
| National Laser/ILCA7 Coach                                     | Rafael Trujillo Villar | December 2017 |
| National FX Coach  | Victor Paya Canal      | January 2022  |
| Australian Sailing Master Coach                                | Victor Kovalenko       | October 1997  |
| Performance Support Manager & Lead Physiotherapist             | Ashley Wolff           | December 2018 |
| Performance Psychologist                                       | Kai Morris             | June 2021     |
| Physical Preparation Lead                                      | Daniel Tilley          | January 2022  |
| Physiotherapist  | Claire Rees            | June 2022     |
| High Performance Operations & Logistics Manager                | Amanda FitzGerald      | June 2017     |
| Performance Program Coordinator                                | Alistair Notley        | May 2021      |

| Position as at 30/06/2022                                  | Name               | Commenced      |
|--|--------------------|----------------|
| Administration Coordinator                                 | Tatiana Kovalenko  | March 2002     |
| Applied Technology & Performance Services Lead             | Sam Ellis          | July 2017      |
| Performance Engineer                                       | Paul Darmanin      | September 2018 |
| AST Maintenance Coordinator                                | Jake Liddell       | November 2021  |
| National Performance Pathways Manager                      | Ken Lynch          | June 2021      |
| National Pathway Technical Manager                         | Ash Brunning       | June 2015      |
| Manager, Regattas & Events                                 | Lesley Fasala      | December 2013  |
| Lead Single Handed Coach NSW                               | Tristan Brown      | April 2016     |
| NSW Double Handed Coach                                    | Traks Gordon       | June 2022      |
| State Pathways Coordinator - NSW                           | Anthony Outteridge | July 2020      |
| QAS Sailing Head Coach                                     | Shane Smith        | October 2020   |
| QAS Sailing Assistant Coach                                | Annie Eastgate     | July 2021      |
| QAS Sailing Assistant Coach                                | Mitchell Pearson   | June 2022      |
| National Pathway Coordinator - Kite Foil Racing            | Ryan Palk*         | June 2020      |
| TAS & SA Performance Pathways Coordinator                  | Brady Lowe         | March 2022     |
| MARKETING & COMMUNICATIONS                                 |                    |                |
| Head of Marketing & Communications                         | Michael Martin     | June 2018      |
| Marketing & Communications Executive                       | Carinda Palmer     | July 2019      |
| Marketing & Communications Coordinator                     | Rebekah Thornton   | May 2022       |
| GOVERNANCE, RULES & SAFETY (including Ratings & Integrity) |                    |                |
| Head of Governance, Rules and Safety                       | Glen Stanaway      | March 2006     |
| Safety, Rules and Representation Coordinator               | Melanie Peasey     | November 2019  |
| Ratings Manager  | Chris Zonca        | October 2020   |
| National Integrity Officer                                 | Michael Arnold     | June 2022      |
| * = contractor   |                    |                |

